


## Power Amplifier Support Components

### EVALUATION KIT

EK14 is an easy to use engineering platform for prototype evaluation. Provided items include: PC board, heatsink rated at 1.3°C/W, mating socket, thermal washers, two ceramic bypass capacitors and two 0.15 ohm current sense resistors. The amplifier is sold separately. Common hardware such as screws, nuts and user's preference for I/O connectors are not provided.


### HEATSINKS

The following heatsinks are mechanically compatible with this amplifier. Thermal ratings are for optimum mounting in free air.



#### HS20 1.3°C/W

The HS20 is designed to be fastened vertically to a PC board with screws.




#### HS27 5.3°C/W

The HS27 is designed to be fastened vertically to a PC board by soldering.

Many other heatsinks can be used with this amplifier if a hole is drilled and deburred. Requirements for the potential heatsink or chassis member are flatness of 2 mils per inch in an area large enough to fit the package.

### SOCKET



#### MS06

Part number MS06 consists of two strips of 20 connectors on 0.1" centers. The strip can easily be cut to desired length.

### THERMAL WASHER



#### TW07

### NOTES:

1. Base material is aluminum, 0.002" thick. Do not allow the washer to touch pins of the amplifier.
2. For optimum thermal transfer, avoid abrasive handling of washers which can damage their 0.5mil thick layer of thermal compound with which each side is coated.
3. The dry thermal compound will flow filling header to heatsink voids as soon as the material reached 60°C.
4. Do not store unused thermal washers above 40°C.
5. A new washer must be used for each mounting.
6. Part number TW07 consists of a package of 10 washers.
7. Thermal resistance is 0.1°C/W.