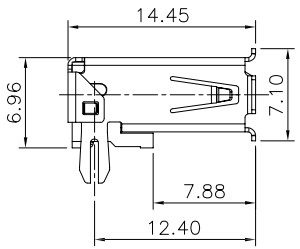

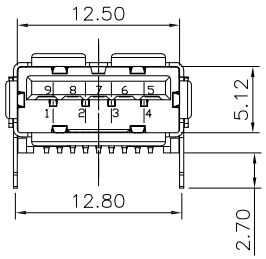

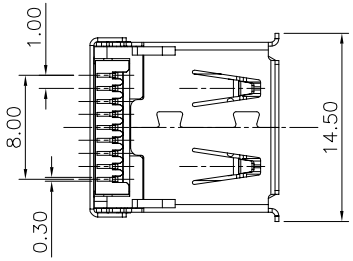

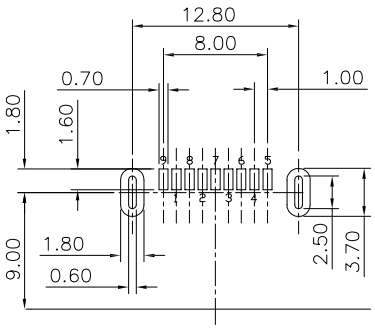

RECOMMENDED P.C.B LAYOUT
(TOLERANCE:±0.05)

NOTES:
1.MATERIAL:
1.1 HOUSING: LCP+30% G.F,UL 94V-0, BLUE
1.2 CONTACT: COPPER ALLOY
1.3 SHELL: BRASS
2.FINISH:
2.1 CONTACT: Gold 30u" Min PLATED ON MATING AREA,
Matte Tin 100U"Min PLATED ON SOLDERING
50U" NICKEL UNDER PLATING OVERALL
2.2 SHELL: SOLDER NICKEL OVER ALL PLATING
3. MECHANICAL:
3.1 MATING FORCE: 3.57kgf MAX.
3.2 UNMATING FORCE: 1.02kgf MIN,
3.3 DURABILITY: 1500 CYCLES MIN
4. ELECTRICAL:
4.1 CURRENT-MAX[amps]: 1.8A(PIN1,4),OTHER CONTACTS 0.25A
4.2 VOLTAGE-MAX[volts]: 30V
4.3 WITHSTANDING VOLTAGE: 100V AC
4.4 CONTACT RESISTANCE [ohms]:
30mΩ(PIN1,4),OTHER CONTACTS 50mΩ
4.5 INSULATION RESISTANCE: 100MΩ MIN
5. OPERATING TEMPERATURE: -55°C TO +85°C.
PACKING :TAPE REEL

RoHS compliant
Unit: mm

Scale	Free
TOLERANCE	
.X	±0.30
.XX	±0.20
.XXX	±0.10
DIM	TOL
X°	±5°
Angle	TOL

Id.	Modification	Date	Name
0	Drawn	01.04.2016	Winnie

	Date	Name
Drawn	01.04.2016	Winnie
Approved	01.04.2016	Winnie

ASSMANN wsw components

Customer-No.

ASSMANN WSW-No.
AUSB3-AFN-PSR1

Drawing-No.
ASS 7190 CO

rev00

Replace

Sheet

SV4113