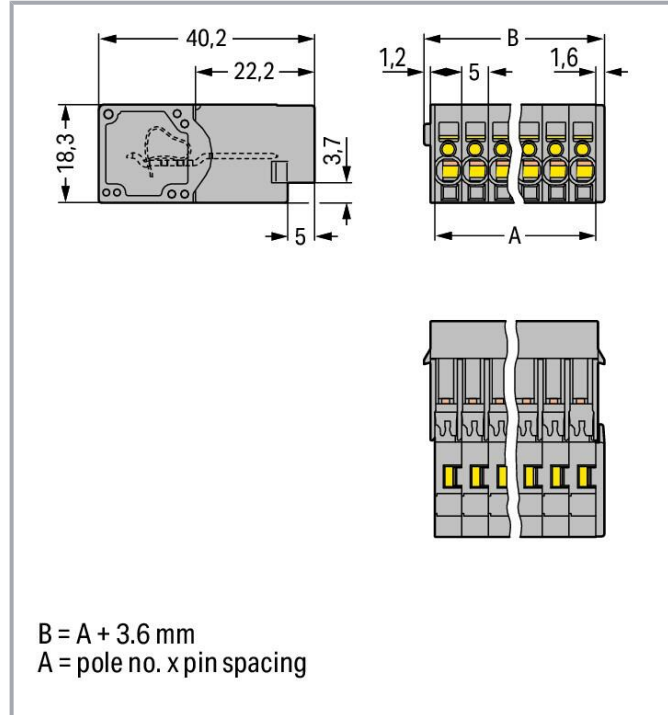



Data sheet | Item number: 769-608

1-conductor male connector; CAGE CLAMP®; 4 mm²; Pin spacing 5 mm; 8-pole; 4,00 mm²; gray

www.wago.com/769-608



Data

Electrical data

Ratings per IEC/EN

| | |
|-------------------------------|---|
| Nominal voltage (III/3) | 500 V |
| Rated impulse voltage (III/3) | 6 kV |
| Rated current | 32 A |
| Legend (ratings) | (III / 3) ≙ Overvoltage category III / Pollution degree 3 |

Connection data

| | |
|----------------------------|---|
| Connection points | 8 |
| Total number of potentials | 8 |

Subject to changes. Please also observe the further product documentation!

WAGO GmbH & Co. KG
Hansastr. 27
32423 Minden
Phone: +49571 887-0 | Fax: +49571 887-169
Email: info.de@wago.com | Web: www.wago.com

Do you have any questions about our products?
We are always happy to take your call at +49 (571) 887-44222.



Connection 1

| | |
|---------------------------------|--|
| Connection technology | CAGE CLAMP® |
| Actuation type | Operating tool |
| Connectable conductor materials | Copper |
| Nominal cross-section | 4 mm ² / 12 AWG |
| Solid conductor | 0.08 ... 4 mm ² / 28 ... 12 AWG |
| Fine-stranded conductor | 0.08 ... 4 mm ² / 28 ... 12 AWG |
| Strip length | 8 ... 9 mm / 0.31 ... 0.35 inches |
| Pole number | 8 |
| Wiring direction | Front-entry wiring |

Physical data

| | |
|-------------|------------------------|
| Pin spacing | 5 mm / 0.197 inches |
| Width | 43.6 mm / 1.717 inches |
| Height | 18.3 mm / 0.72 inches |
| Depth | 40.2 mm / 1.583 inches |

Mechanical Data

| | |
|--|--------------|
| Variable coding | Yes |
| Direct ground contact to DIN-rail/drilled hole/housing | No |
| Mounting type | Flying leads |
| Anti-rotation protection | Yes |

Plug-in connection

| | |
|--------------------------------------|---------------------|
| Contact type (pluggable connector) | Male connector/plug |
| Connector (connection type) | for conductor |
| Mismating protection | No |
| Plugging without loss of pin spacing | No |

Material Data

| | |
|----------------------|--|
| Note (material data) | Information on material specifications can be found here |
| Color | gray |
| Material group | I |
| Insulation material | Polyamide (PA66) |

Subject to changes. Please also observe the further product documentation!

WAGO GmbH & Co. KG
 Hansastr. 27
 32423 Minden
 Phone: +49571 887-0 | Fax: +49571 887-169
 Email: info.de@wago.com | Web: www.wago.com

Do you have any questions about our products?
 We are always happy to take your call at +49 (571) 887-44222.

| | |
|-----------------------------|----------|
| Flammability class per UL94 | V0 |
| Fire load | 0.526 MJ |
| Weight | 23.4 g |

Environmental requirements

| | |
|----------------------------------|-----------------|
| Processing temperature | -35 ... +85 °C |
| Continuous operating temperature | -60 ... +105 °C |

Commercial data



| | |
|-----------------------|-------------------|
| Product Group | 18 (X-COM-System) |
| eCl@ss 10.0 | 27-14-11-06 |
| eCl@ss 9.0 | 27-14-11-06 |
| ETIM 8.0 | EC001284 |
| ETIM 7.0 | EC001284 |
| PU (SPU) | 25 pcs |
| Packaging type | box |
| Country of origin | PL |
| GTIN | 4044918521338 |
| Customs tariff number | 85366990990 |

Environmental Product Compliance

| | |
|------------------------|-------------------------|
| RoHS Compliance Status | Compliant, No Exemption |
|------------------------|-------------------------|

Approvals / Certificates

General approvals

| Logo | Approval | Additional Approval Text | Certificate name |
|--|---------------------------------|--------------------------|------------------|
|  | CCA DEKRA Certification B.V. | EN 60947 | NTR NL-7626 |
| | CCA DEKRA Certification B.V. | IEC 61984 | NL-47799 /A1 |
|  | CCA DEKRA Certification B.V. | EN 61984 | 2190419.02 |
| | CSA | C22.2 No. 158 | 1101144 |

Subject to changes. Please also observe the further product documentation!



DEKRA Certification B.V.

KEMA/KEUR

EN 60947

2190419.01



DEKRA Certification B.V.



UL

Underwriters Laboratories Inc.

UL 1977

E 45171





UR

Underwriters Laboratories Inc.


UL 1059

E45172

Declarations of conformity and manufacturer's declarations

| Logo | Approval | Additional Approval Text | Certificate name |
|--|--|--------------------------|------------------|
|  | EU-Declaration of Conformity WAGO GmbH & Co. KG | - | - |
|  | UK-Declaration of Conformity WAGO GmbH & Co. KG | - | - |

Approvals for marine applications

| Logo | Approval | Additional Approval Text | Certificate name |
|--|--|--------------------------|------------------|
|  | DNV GL Det Norske Veritas, Germanischer Lloyd | - | TAE00001V2 |

Optional accessories

Protective warning marker

Cover



Item no.: 280-415

Protective warning marker; for 5 terminal blocks; with high-voltage symbol, black; yellow

www.wago.com/280-415

Subject to changes. Please also observe the further product documentation!

WAGO GmbH & Co. KG

Hansastr. 27

32423 Minden



Phone: +49571 887-0 | Fax: +49571 887-169

Email: info.de@wago.com | Web: www.wago.com




Do you have any questions about our products?

We are always happy to take your call at +49 (571) 887-44222.



Ferrule

| Ferrule | | |
|---|--|--|
|  | Item no.: 216-101 Ferrule; Sleeve for 0.5 mm ² / AWG 22; uninsulated; electro-tin plated; silver-colored | www.wago.com/216-101 |
|  | Item no.: 216-104 Ferrule; Sleeve for 1.5 mm ² / AWG 16; uninsulated; electro-tin plated; silver-colored | www.wago.com/216-104 |
|  | Item no.: 216-102 Ferrule; Sleeve for 0.75 mm ² / AWG 20; uninsulated; electro-tin plated; silver-colored | www.wago.com/216-102 |
|  | Item no.: 216-103 Ferrule; Sleeve for 1 mm ² / AWG 18; uninsulated; electro-tin plated | www.wago.com/216-103 |
|  | Item no.: 216-203 Ferrule; Sleeve for 1 mm ² / AWG 18; insulated; electro-tin plated; red | www.wago.com/216-203 |
|  | Item no.: 216-206 Ferrule; Sleeve for 2.5 mm ² / AWG 14; insulated; electro-tin plated; blue | www.wago.com/216-206 |
|  | Item no.: 216-202 Ferrule; Sleeve for 0.75 mm ² / 18 AWG; insulated; electro-tin plated; gray | www.wago.com/216-202 |
|  | Item no.: 216-204 Ferrule; Sleeve for 1.5 mm ² / AWG 16; insulated; electro-tin plated; black | www.wago.com/216-204 |
|  | Item no.: 216-201 Ferrule; Sleeve for 0.5 mm ² / 20 AWG; insulated; electro-tin plated; white | www.wago.com/216-201 |

Insulation stop

| Insulation stop | | |
|--|--|--|
|  | Item no.: 769-470 Insulation stop; 0.08 - 0.2 mm ² "s" (0.14 mm ² "f-st"); 5 pieces/strip; white | www.wago.com/769-470 |
|  | Item no.: 769-471 Insulation stop; 0.25 - 0.5 mm ² ; 5 pieces/strip; light gray | www.wago.com/769-471 |
|  | Item no.: 769-472 Insulation stop; 0.75 - 1 mm ² ; 5 pieces/strip; dark gray | www.wago.com/769-472 |

Marking accessories

| Marking strip | | |
|--|--|--|
|  | Item no.: 210-831 Marking strips; on reel; 2.3 mm wide; plain; Self-adhesive; white | www.wago.com/210-831 |
|  | Item no.: 210-833 Marking strips; 25 m on roll; 6 mm wide; plain; Self-adhesive; white | www.wago.com/210-833 |

Subject to changes. Please also observe the further product documentation!

| | | |
|--|---|--|
|  | Item no.: 210-834 Marking strips; on reel; 5 mm wide; plain; Self-adhesive; white | www.wago.com/210-834 |
|  | Item no.: 210-832 Marking strips; on reel; 3 mm wide; plain; Self-adhesive; white | www.wago.com/210-832 |
| Marker | | |
|  | Item no.: 248-501 Mini-WSB marking card; as card; not stretchable; plain; snap-on type; white | www.wago.com/248-501 |
| Strain relief | | |
| Strain relief | | |
|  | Item no.: 769-1608 Strain relief housing; for female and male connectors; 2 parts; Pin spacing 5 mm; 8-pole; gray | www.wago.com/769-1608 |
|  | Item no.: 769-413 Strain relief plate; for female and male connectors; 1 part; Pin spacing 5 mm; 6- to 9-pole; gray | www.wago.com/769-413 |
| Tool | | |
| Operating tool | | |
|  | Item no.: 210-490 Operating tool | www.wago.com/210-490 |
|  | Item no.: 769-434 Operating tool; made of insulating material; 1-way; loose; white | www.wago.com/769-434 |
| Coding | | |
| Coding | | |
|  | Item no.: 769-435 Coding pin; for coding of female plugs; for carrier terminal blocks / male connectors; orange | www.wago.com/769-435 |

Downloads

Documentation

Bid Text

| | | | |
|-------------|-------------|---------|----------|
| 769-608 | 2019 Feb 19 | xml | Download |
| X81 - Datei | | 3.2 kB | |
| 769-608 | 2017 Oct 4 | doc | Download |
| doc - Datei | | 25.1 kB | |

Additional Information

| | | |
|-------------------|-----|----------|
| Technical Section | pdf | Download |
|-------------------|-----|----------|

Subject to changes. Please also observe the further product documentation!

CAD/CAE-Data

CAD data

| | | |
|----------------------|---------------------|--------------------------|
| 2D/3D Models 769-608 | URL | Download |
|----------------------|---------------------|--------------------------|

CAE data

| | | |
|---------------------------|---------------------|--------------------------|
| EPLAN Data Portal 769-608 | URL | Download |
|---------------------------|---------------------|--------------------------|

| | | |
|------------------------|---------------------|--------------------------|
| WSCAD Universe 769-608 | URL | Download |
|------------------------|---------------------|--------------------------|

| | | |
|----------------------|---------------------|--------------------------|
| ZUKEN Portal 769-608 | URL | Download |
|----------------------|---------------------|--------------------------|

Environmental Product Compliance

Compliance Search

| | | |
|--|---------------------|--------------------------|
| Environmental Product Compliance 769-608 | URL | Download |
|--|---------------------|--------------------------|

1-conductor male connector; CAGE CLAMP®; 4 mm²; Pin spacing 5 mm; 8-pole; 4,00 mm²; gray

Installation Notes

Conductor termination




Operating tool

Inserting a conductor via operating tool
(example shows a male connector).

Subject to changes. Please also observe the further product documentation!


Application



Male connector with CAGE CLAMP®
connection

1-connector female plug, straight

Marking



Labeling a male connector with CAGE CLAMP®
connection via Mini-WSB Quick Markers.

Product family

X-COM

[Show all products from the family](#)

Subject to changes. Please also observe the further product documentation!