


Data sheet | Item number: 260-152

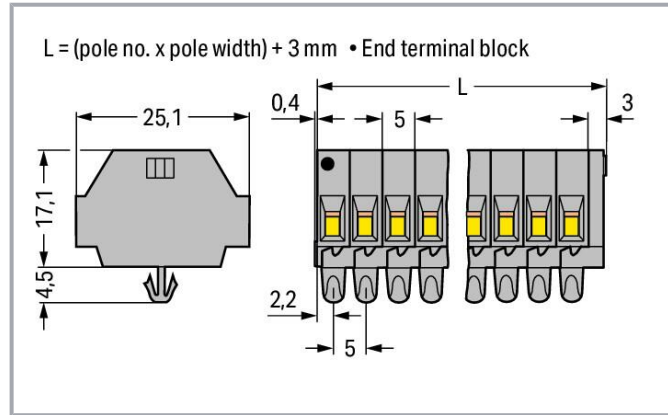
2-conductor terminal strip; without push-buttons; with snap-in mounting feet; 2-pole; for plate thickness 0.6 - 1.2 mm; Fixing hole 3.5 mm Ø; 1.5 mm²; CAGE CLAMP®; 1,50 mm²; gray

www.wago.com/260-152



i Picture differs from the item.

Color: ■



Data

Electrical data

Ratings per IEC/EN

| | |
|-------------------------------|---|
| Nominal voltage (III/3) | 400 V |
| Rated impulse voltage (III/3) | 6 kV |
| Rated current | 18 A |
| Legend (ratings) | (III / 3) ≙ Overvoltage category III / Pollution degree 3 |

Connection data

| | |
|----------------------------|---|
| Connection points | 4 |
| Total number of potentials | 2 |
| Number of levels | 1 |

Connection 1

Connection technology CAGE CLAMP®

Subject to changes. Please also observe the further product documentation!

WAGO GmbH & Co. KG
Hansastr. 27
32423 Minden
Phone: +49571 887-0 | Fax: +49571 887-169
Email: info.de@wago.com | Web: www.wago.com

Do you have any questions about our products?
We are always happy to take your call at +49 (571) 887-44222.



| | |
|---------------------------------|--|
| Actuation type | Operating tool |
| Connectable conductor materials | Copper |
| Solid conductor | 0.08 ... 1.5 mm ² / 28 ... 16 AWG |
| Fine-stranded conductor | 0.08 ... 1.5 mm ² / 28 ... 16 AWG |
| Strip length | 8 ... 9 mm / 0.31 ... 0.35 inches |
| Pole number | 2 |
| Wiring direction | Side-entry wiring |

Physical data

| | |
|-------------------------|------------------------|
| Width | 13.4 mm / 0.528 inches |
| Height from the surface | 17.1 mm / 0.673 inches |
| Depth | 25.1 mm / 0.988 inches |
| Module width | 5 mm / 0.197 inches |

Mechanical Data

| | |
|---------------|-----------------|
| Design | horizontal type |
| Mounting type | Snap-in foot |
| Marking level | Side marking |

Material Data

| | |
|-----------------------------|--|
| Note (material data) | Information on material specifications can be found here |
| Color | gray |
| Material group | I |
| Insulation material | Polyamide (PA66) |
| Flammability class per UL94 | V0 |
| Fire load | 0.084 MJ |
| Weight | 3.9 g |

Environmental requirements

| | |
|----------------------------------|-----------------|
| Processing temperature | -35 ... +85 °C |
| Continuous operating temperature | -60 ... +105 °C |

Commercial data

| | |
|-------------|-------------|
| eCl@ss 10.0 | 27-14-11-06 |
|-------------|-------------|

Subject to changes. Please also observe the further product documentation!





| | |
|-----------------------|---------------|
| eCl@ss 9.0 | 27-14-11-06 |
| ETIM 8.0 | EC001284 |
| ETIM 7.0 | EC001284 |
| PU (SPU) | 100 pcs |
| Packaging type | box |
| Country of origin | DE |
| GTIN | 4044918606899 |
| Customs tariff number | 85369010000 |

Environmental Product Compliance


| | |
|------------------------|-------------------------|
| RoHS Compliance Status | Compliant, No Exemption |
|------------------------|-------------------------|

Approvals / Certificates

General approvals

| Logo | Approval | Additional Approval Text | Certificate name |
|--|--------------------------------------|--------------------------|------------------|
|  | CCA DEKRA Certification B.V. | EN 60998 | NTR-NL 6508 |
|  | CCA DEKRA Certification B.V. | EN 60998 | 2110272.01 |
|  | CSA DEKRA Certification B.V. | C22.2 | 70010891 |
|  | UL Underwriters Laboratories Inc. | UL 1059 | E45172 |

Declarations of conformity and manufacturer's declarations





| Logo | Approval | Additional Approval Text | Certificate name |
|--|--|--------------------------|------------------|
|  | EU-Declaration of Conformity WAGO GmbH & Co. KG | - | - |
| | UK-Declaration of Conformity | - | - |

Subject to changes. Please also observe the further product documentation!

WAGO GmbH & Co. KG
 Hansastr. 27
 32423 Minden
 Phone: +49571 887-0 | Fax: +49571 887-169
 Email: info.de@wago.com | Web: www.wago.com

Do you have any questions about our products?
 We are always happy to take your call at +49 (571) 887-44222.

Approvals for marine applications

| Logo | Approval | Additional Approval Text | Certificate name |
|--|---|--------------------------|--------------------------|
|  | ABS American Bureau of Shipping | - | 19- HG1869868- PDA |
|  | BV Bureau Veritas S.A. | EN 60947 | 07436/F0 BV |
|  | DNV GL Det Norske Veritas, Germanischer Lloyd | - | TAE00001V2 |
|  | LR Lloyds Register | IEC 60998 | LR22173030TA |

Optional accessories

Carrier rail

Mounting accessories

**Item no.: 210-154**

Aluminum carrier rail; 1000 mm long; 18 mm wide; 7 mm high; silver-colored

www.wago.com/210-154

Jumpers

Jumper

**Item no.: 260-402**

Jumper; for conductor entry; 2-way; insulated; gray

www.wago.com/260-402

Testing and measuring

Testing accessories

**Item no.: 249-135**

Test plug module; without locking device; modular; for 2-conductor terminal blocks; gray

www.wago.com/249-135**Item no.: 260-404**

Subject to changes. Please also observe the further product documentation!

WAGO GmbH & Co. KG

Hansastr. 27

32423 Minden

Phone: +49571 887-0 | Fax: +49571 887-169

Email: info.de@wago.com | Web: www.wago.com

Do you have any questions about our products?

We are always happy to take your call at +49 (571) 887-44222.

Test plug module; with locking latches; modular; for 2-conductor terminal blocks; for 260 Series; gray www.wago.com/260-404

Marking accessories

Marking strip



Item no.: 210-833

Marking strips; 25 m on roll; 6 mm wide; plain; Self-adhesive; white

www.wago.com/210-833

Mounting

Mounting accessories



Item no.: 209-120

Mounting foot; can be snapped on terminal blocks with snap-in mounting foot; for mounting on relay-modules; 6.4 mm wide; gray

www.wago.com/209-120



Item no.: 209-137

Mounting adapter; can be used as end stop; 6.5 mm wide; gray

www.wago.com/209-137

Ferrule

Ferrule



Item no.: 216-101

Ferrule; Sleeve for 0.5 mm² / AWG 22; uninsulated; electro-tin plated; silver-colored

www.wago.com/216-101



Item no.: 216-104

Ferrule; Sleeve for 1.5 mm² / AWG 16; uninsulated; electro-tin plated; silver-colored

www.wago.com/216-104



Item no.: 216-102

Ferrule; Sleeve for 0.75 mm² / AWG 20; uninsulated; electro-tin plated; silver-colored

www.wago.com/216-102



Item no.: 216-103

Ferrule; Sleeve for 1 mm² / AWG 18; uninsulated; electro-tin plated

www.wago.com/216-103



Item no.: 216-123

Ferrule; Sleeve for 1 mm² / AWG 18; uninsulated; electro-tin plated; silver-colored

www.wago.com/216-123



Item no.: 216-122

Ferrule; Sleeve for 0.75 mm² / AWG 20; uninsulated; electro-tin plated; silver-colored

www.wago.com/216-122



Item no.: 216-124

Ferrule; Sleeve for 1.5 mm² / AWG 16; uninsulated; electro-tin plated

www.wago.com/216-124



Item no.: 216-132

Ferrule; Sleeve for 0.34 mm² / AWG 24; uninsulated; electro-tin plated

www.wago.com/216-132



Item no.: 216-121

Ferrule; Sleeve for 0.5 mm² / AWG 22; uninsulated; electro-tin plated; silver-colored

www.wago.com/216-121



Item no.: 216-131

Ferrule; Sleeve for 0.25 mm² / AWG 24; uninsulated; electro-tin plated; silver-colored

www.wago.com/216-131



Item no.: 216-152

Ferrule; Sleeve for 0.34 mm² / AWG 24; uninsulated; electro-tin plated

www.wago.com/216-152



Item no.: 216-203

www.wago.com/216-203

Subject to changes. Please also observe the further product documentation!

WAGO GmbH & Co. KG

Hansastr. 27

32423 Minden













Phone: +49571 887-0 | Fax: +49571 887-169

Email: info.de@wago.com | Web: www.wago.com

Do you have any questions about our products?




We are always happy to take your call at +49 (571) 887-44222.

Ferrule; Sleeve for 1 mm² / AWG 18; insulated; electro-tin plated; red

| | | |
|---|---|--|
|  | Item no.: 216-202 Ferrule; Sleeve for 0.75 mm ² / 18 AWG; insulated; electro-tin plated; gray | www.wago.com/216-202 |
|  | Item no.: 216-151 Ferrule; Sleeve for 0.25 mm ² / AWG 24; uninsulated; electro-tin plated | www.wago.com/216-151 |
|  | Item no.: 216-204 Ferrule; Sleeve for 1.5 mm ² / AWG 16; insulated; electro-tin plated; black | www.wago.com/216-204 |
|  | Item no.: 216-201 Ferrule; Sleeve for 0.5 mm ² / 20 AWG; insulated; electro-tin plated; white | www.wago.com/216-201 |
|  | Item no.: 216-223 Ferrule; Sleeve for 1 mm ² / AWG 18; insulated; electro-tin plated; red | www.wago.com/216-223 |
|  | Item no.: 216-222 Ferrule; Sleeve for 0.75 mm ² / 18 AWG; insulated; electro-tin plated; gray | www.wago.com/216-222 |
|  | Item no.: 216-221 Ferrule; Sleeve for 0.5 mm ² / 20 AWG; insulated; electro-tin plated; white | www.wago.com/216-221 |
|  | Item no.: 216-224 Ferrule; Sleeve for 1.5 mm ² / AWG 16; insulated; electro-tin plated; black | www.wago.com/216-224 |
|  | Item no.: 216-301 Ferrule; Sleeve for 0.25 mm ² / AWG 24; insulated; electro-tin plated; yellow | www.wago.com/216-301 |
|  | Item no.: 216-321 Ferrule; Sleeve for 0.25 mm ² / AWG 24; insulated; electro-tin plated; yellow | www.wago.com/216-321 |
|  | Item no.: 216-322 Ferrule; Sleeve for 0.34 mm ² / 22 AWG; insulated; electro-tin plated; light turquoise | www.wago.com/216-322 |
|  | Item no.: 216-302 Ferrule; Sleeve for 0.34 mm ² / 22 AWG; insulated; electro-tin plated; light turquoise | www.wago.com/216-302 |

Tool

Operating tool

| | | |
|--|---|--|
|  | Item no.: 210-657 Operating tool; Blade: 3.5 x 0.5 mm; with a partially insulated shaft; short; multicoloured | www.wago.com/210-657 |
|  | Item no.: 210-658 Operating tool; Blade: 3.5 x 0.5 mm; with a partially insulated shaft; angled; short; multicoloured | www.wago.com/210-658 |
|  | Item no.: 210-720 Operating tool; Blade: 3.5 x 0.5 mm; with a partially insulated shaft; multicoloured | www.wago.com/210-720 |

Subject to changes. Please also observe the further product documentation!

WAGO GmbH & Co. KG

Hansastr. 27

32423 Minden

Phone: +49571 887-0 | Fax: +49571 887-169

Email: info.de@wago.com | Web: www.wago.com

Do you have any questions about our products?

We are always happy to take your call at +49 (571) 887-44222.



Downloads

Documentation

Bid Text

| | | | |
|------------------------|-------------|---------------|----------|
| 260-152 X81 - Datei | 2019 Feb 19 | xml 3.2 kB | Download |
|------------------------|-------------|---------------|----------|

| | | | |
|------------------------|-------------|----------------|----------|
| 260-152 doc - Datei | 2017 Jun 14 | doc 25.1 kB | Download |
|------------------------|-------------|----------------|----------|

Additional Information

| | | | |
|---|--|---------------|----------|
| Technical Section Technical explanations | | pdf 2.2 MB | Download |
|---|--|---------------|----------|

CAD/CAE-Data

CAD data

| | | | |
|----------------------|--|-----|----------|
| 2D/3D Models 260-152 | | URL | Download |
|----------------------|--|-----|----------|

CAE data

| | | | |
|---------------------------|--|-----|----------|
| EPLAN Data Portal 260-152 | | URL | Download |
|---------------------------|--|-----|----------|

| | | | |
|------------------------|--|-----|----------|
| WSCAD Universe 260-152 | | URL | Download |
|------------------------|--|-----|----------|

| | | | |
|----------------------|--|-----|----------|
| ZUKEN Portal 260-152 | | URL | Download |
|----------------------|--|-----|----------|

Environmental Product Compliance

Compliance Search

| | | | |
|--|--|-----|----------|
| Environmental Product Compliance 260-152 2-conductor terminal strip; without push-buttons; with snap-in mounting feet; 2-pole; for plate thickness 0.6 - 1.2 mm; Fixing hole 3.5 mm Ø; 1.5 mm ² ; CAGE CLAMP®; 1,50 mm ² ; gray | | URL | Download |
|--|--|-----|----------|

Installation Notes

Conductor termination

Subject to changes. Please also observe the further product documentation!



CAGE CLAMP® connection

Inserting a conductor.


With ferruled conductors, it is necessary to use a terminal block one size larger than the conductor's nominal cross-section.

Commoning



Commoning with comb-style jumper bar.

Subject to changes. Please also observe the further product documentation!




Testing via test plug modules snapped onto a terminal strip – wired or unwired. As touch contact is made with the CAGE CLAMP® (spring steel) unit, this testing type is limited to maximum 0.5 A.


Testing after the conductors have been terminated.

Distance between locking devices must be approximately 35 ... 40 mm!

Installation




Mounting a terminal strip with snap-in feet into holes.



Mounting a terminal strip with snap-in feet onto aluminum rail.


Subject to changes. Please also observe the further product documentation!




Terminal strip with snap-in mounting feet

Snapping a mounting foot (209-120).

(Distance between mounting feet: approx. 25 ... 30 mm)




Terminal strip; with snap-in mounting feet; for DIN-35 rail




Terminal strip with snap-in mounting feet, for 0.6 ... 1.2 mm plate thickness, 3.5 mm mounting hole diameter (also for 210-154 Aluminum Rail or with 209-120 Mounting Foot for DIN-35 rail)

Marking

Subject to changes. Please also observe the further product documentation!



Marking with self-adhesive marking strips.



Marking by direct printing (upon request).

Subject to changes. Please also observe the further product documentation!