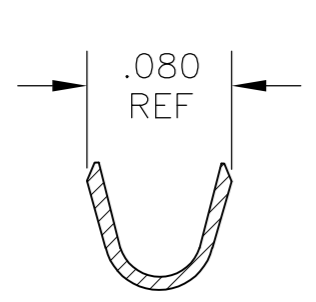
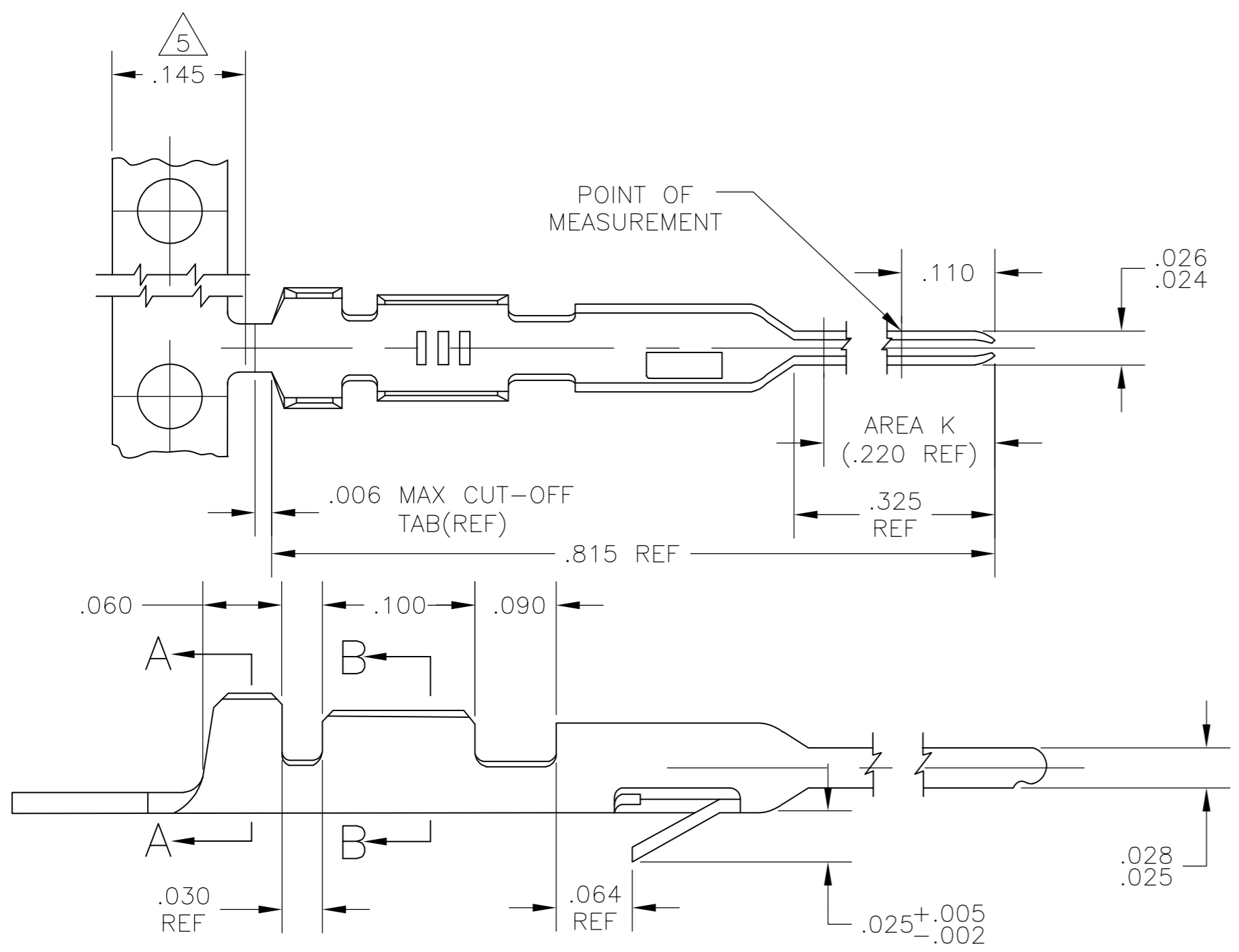
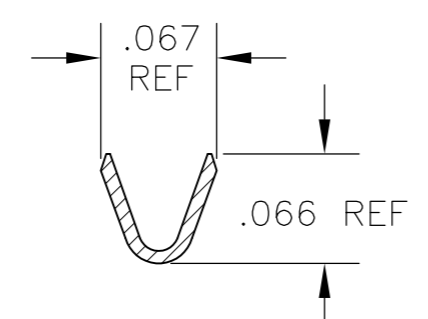


THIS DRAWING IS UNPUBLISHED. RELEASED FOR PUBLICATION
 © COPYRIGHT - By - ALL RIGHTS RESERVED.

LOC		DIST		REVISIONS			
P	LTR	DESCRIPTION		DATE	DWN	APVD	
AD	00	D1	REVISED PER ECO-11-004917		11MAR11	RK	HMR



INSULATION RANGE .061 MAX
SECTION A-A



WIRE RANGE #22-#26
SECTION B-B

- 1 .000015 ON AREA K, GOLD FLASH ON REMAINDER , OVER .000050 NICKEL.
- 2 .000030 GOLD ON AREA K, GOLD FLASH ON REMAINDER , OVER .000050 NICKEL.
- 3 .000100 TO .000200 BRIGHT TIN OVER .000030 MIN NICKEL ENTIRE CONTACT.
- 4. USE HAND TOOL 90340-1 FOR CRIMPING LOOSE PIECE CONTACTS.
- 5 GOLD PLATING NOT REQUIRED IN THIS AREA(GOLD PLATED PART ONLY).
- 6 .000100 TO .000200 MATTE TIN OVER .000030 MIN NICKEL ENTIRE CONTACT.

5-102107-3	6	5-102095-4
102107-3	3	102095-4
102107-2	2	102095-3
102107-1	1	102095-2
LOOSE PIECE PART NO.	FINISH	PART NO.

THIS DRAWING IS A CONTROLLED DOCUMENT.		DWN	3-31-78																		
DIMENSIONS: INCHES		CHK	4-10-78																		
TOLERANCES UNLESS OTHERWISE SPECIFIED:		APVD	4-14-78																		
<table border="0"> <tr><td>0 PLC</td><td>±</td><td>-</td></tr> <tr><td>1 PLC</td><td>±</td><td>-</td></tr> <tr><td>2 PLC</td><td>±</td><td>-</td></tr> <tr><td>3 PLC</td><td>±</td><td>.005</td></tr> <tr><td>4 PLC</td><td>±</td><td>-</td></tr> <tr><td>ANGLES</td><td>±</td><td>-</td></tr> </table>		0 PLC	±			-	1 PLC	±	-	2 PLC	±	-	3 PLC	±	.005	4 PLC	±	-	ANGLES	±	-
0 PLC	±	-																			
1 PLC	±	-																			
2 PLC	±	-																			
3 PLC	±	.005																			
4 PLC	±	-																			
ANGLES	±	-																			
MATERIAL: PHOS. BRONZE		FINISH: SEE TABLE		CONTACT, MOD IV, PIN FOR 22-26 AWG																	
WEIGHT: -		SCALE: 10:1		SIZE: A2	CAGE CODE: 00779																
CUSTOMER DRAWING		DRAWING NO: 102095		RESTRICTED TO: -	REV: D1																