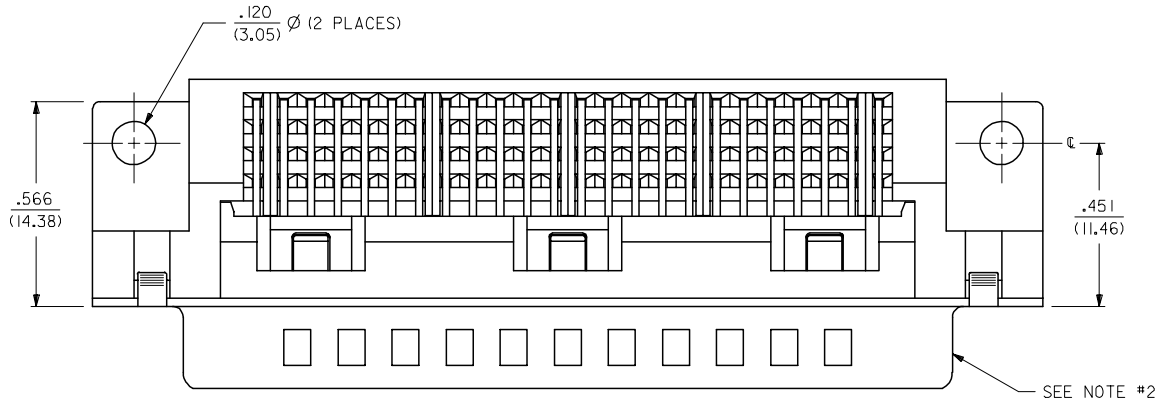


13 12 11 10 9 8 7 6 5 4 3 2 1

J
I
H
G
F
E
D
C
B
A

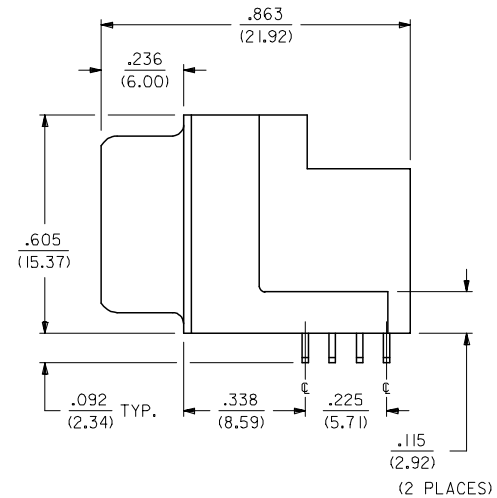
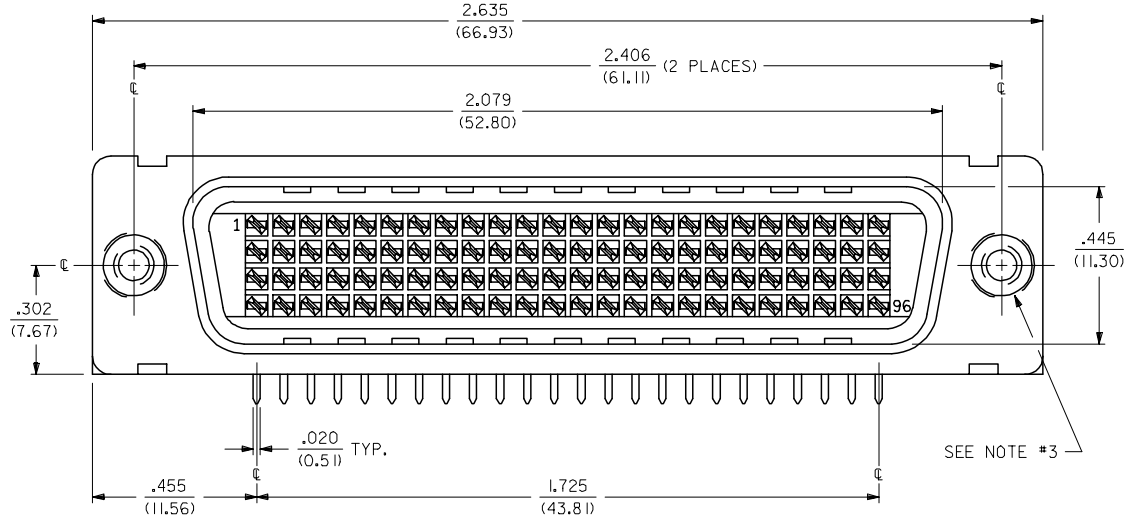
J
I
H
G
F
E
D
C
B
A



NOTES:

- 1) CONNECTOR MATERIALS:
HOUSING, INSERT-MOLDED STICKS, AND RIGHT ANGLE BRACKET ARE MADE OF GLASS FILLED LCP (LIQUID CRYSTAL POLYMER), U.L. 94 V-0, COLOR IS BLACK;
TERMINALS ARE $.018 / (0.46)$ THICK PHOSPHOR BRONZE; TERMINAL PLATING IS $.000030 / (.00076)$ MINIMUM GOLD IN CONTACT AREA, AND $.000100 / (.00254)$ MINIMUM TIN ON P.C. TAILS, OVER NICKEL UNDERPLATE OVERALL.
- 2) FRONT SHELL:
DRAW QUALITY STEEL, $.020 / (0.51)$ THICK;
PLATING: 100-175 MICRONS / (2.54-4.44 MICROMETERS) BRIGHT NICKEL OVER 50 MICRONS / (1.27 MICROMETERS) MAXIMUM COPPER OVERALL.
- 3) THREADED INSERT (2 PLACES):
BRASS, M3 X 0.5 (METRIC) INTERNAL THREAD.
- 4) ALL DIMENSIONS ARE SHOWN FOR REFERENCE ONLY UNLESS SPECIFIED OTHERWISE.
- 5) THIS CONNECTOR CONFORMS TO PRODUCT SPECIFICATION PS-70660.

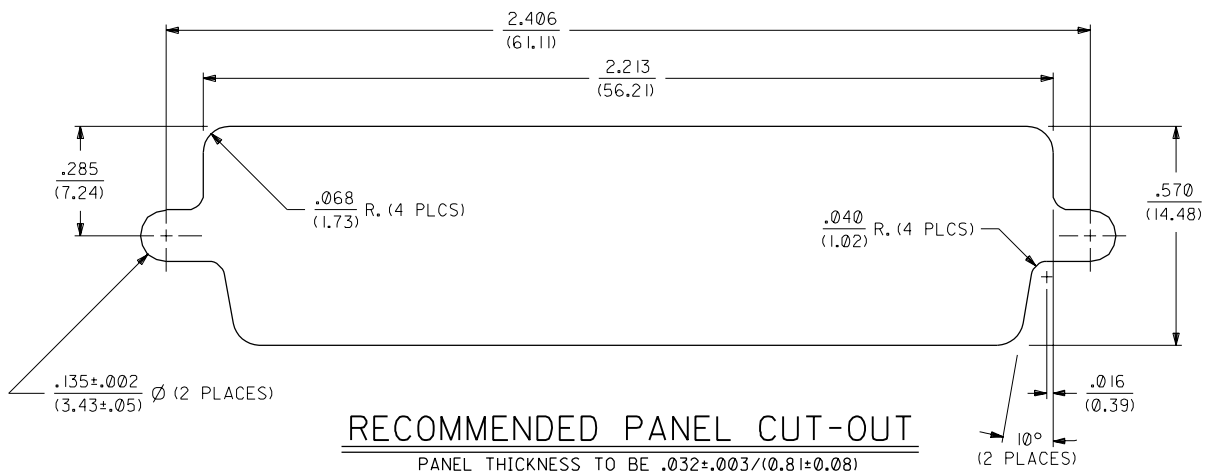
NOTE FOR LEAD FREE CONVERSION:
THE PRIMARY SHIPPING CARTON WILL BE LABELED "COMPLIANT TO RoHS DIRECTIVE 2002/95/EC AND ELV ANNEX II OF DIRECTIVE 2000/53/EC". CARTONS WITHOUT THIS LABEL MAY CONTAIN PRODUCT WITH LEAD.



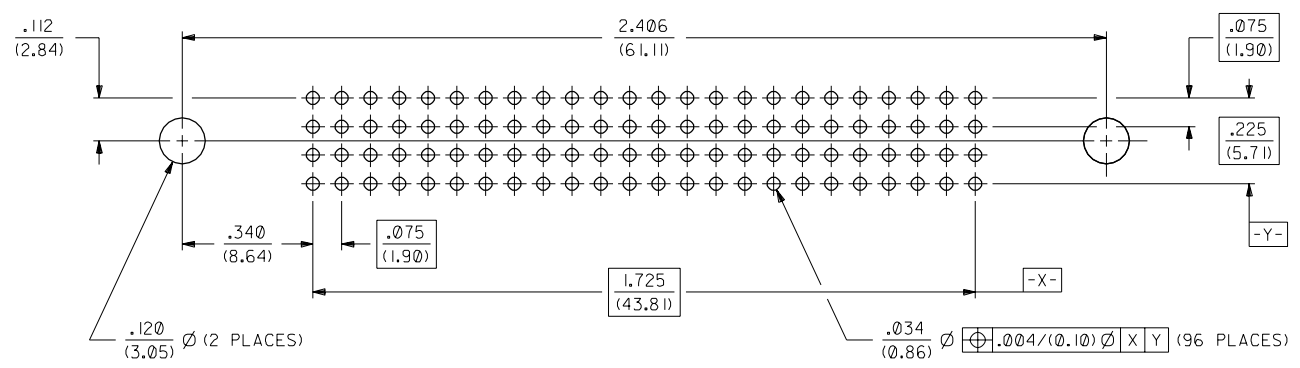
2	D
1	F
SHT	REV

MODIFY PLATING EC NO: UCP2006-0666 DRAWN:MS:BARRA 2006/02/06 CHKD:DMORGAN 2006/02/07 APPR:SMILLER 2006/02/09	QUALITY SYMBOLS ▽=0 ▽=0	GENERAL TOLERANCES (UNLESS SPECIFIED)		DIMENSION STYLE IN/MM		SCALE 4:1	DESIGN UNITS INCH	THIRD ANGLE PROJECTION		
		4 PLACES ± --- ± ---	3 PLACES ± --- ± ---	2 PLACES ± --- ± ---	1 PLACE ± --- ± ---	DRAWN BY GLT	DATE 91/09/30	TITLE LFH, .075 PITCH, 96 CIRCUIT, RIGHT ANGLE I/O PLUG CONNECTOR		
		ANGULAR ±1/2°				CHECKED BY CAB	DATE 91/09/30	MOLEX INCORPORATED		
		DRAFT WHERE APPLICABLE MUST REMAIN WITHIN DIMENSIONS				APPROVED BY CAB	DATE 91/09/30	MATERIAL NO. 051-26-0010	DOCUMENT NO. SDA-70665-0001	SHEET NO. 1 OF 2

12 11 10 9 8 7 6 5 4 3 2 1



RECOMMENDED PANEL CUT-OUT
 PANEL THICKNESS TO BE $.032 \pm .003 / (0.81 \pm 0.08)$



RECOMMENDED PCB AND MTG HOLE LAYOUT
 BOARD THICKNESS TO BE $.062 \pm .007 / (1.57 \pm 0.18)$

D	SEE SHEET #1
---	--------------

DIMENSIONS SHOWN (METRIC) INCH		▽ = 0		▼ = 0		REVISE ONLY ON CAD SYSTEM	
UNLESS OTHERWISE SPECIFIED TOLERANCES ANGULAR ± .00000 90°		TITLE		LFH, .075 PITCH, 96 CKT., RIGHT ANGLE I/O PLUG CONNECTOR (SALES DRAWING)		SHEET NO. 2	
3 PLACE ± .003		INCH		METRIC		DATE 06/05/96	
2 PLACE ± — ± 0.08		1 PLACE — ± —		MOLEX INCORPORATED		U.S.A.	
DRAFT WHERE APPLICABLE MUST REMAIN WITHIN DIMENSIONS		PART NO. SDA-70665-0001		DRWG. NO. SDA-70665-0001		DIV. DA	
DRAWN BY SCHMIDGALL		CHK'D BY GWF		SCALE 4:1		THIS DRAWING CONTAINS INFORMATION THAT IS PROPRIETARY TO MOLEX INC. AND SHOULD NOT BE USED WITHOUT WRITTEN PERMISSION.	