

Printed-circuit board connector - MSTB 2,5/ 2-ST-5,08 RD - 1741377

Please be informed that the data shown in this PDF Document is generated from our Online Catalog. Please find the complete data in the user's documentation. Our General Terms of Use for Downloads are valid (<http://phoenixcontact.com/download>)

PCB connector, nominal current: 12 A, number of positions: 2, pitch: 5.08 mm, connection method: Screw connection with tension sleeve, color: red, contact surface: Tin




The figure shows a 10-position version of the product

Your advantages

- ✓ Well-known connection principle allows worldwide use
- ✓ Low temperature rise, thanks to maximum contact force
- ✓ Allows connection of two conductors



Key Commercial Data

Packing unit	50 pc
GTIN	 4 046356 293150
GTIN	4046356293150

Technical data

Dimensions

Length [l]	18.3 mm
Width [w]	10.16 mm
Height [h]	15 mm
Pitch	5.08 mm
Dimension a	5.08 mm

General

Range of articles	MSTB 2,5/...-ST
Number of positions	2
Connection method	Screw connection with tension sleeve
Rated voltage (III/3)	250 V
Connection in acc. with standard	EN-VDE

Printed-circuit board connector - MSTB 2,5/ 2-ST-5,08 RD - 1741377

Technical data

General

Nominal current I _N	12 A
Nominal cross section	2.5 mm ²
Insulating material	PA

Connection data

Conductor cross section solid min.	0.2 mm ²
Conductor cross section solid max.	2.5 mm ²
Conductor cross section flexible min.	0.2 mm ²
Conductor cross section flexible max.	2.5 mm ²
Conductor cross section flexible, with ferrule without plastic sleeve min.	0.25 mm ²
Conductor cross section flexible, with ferrule without plastic sleeve max.	2.5 mm ²
Conductor cross section flexible, with ferrule with plastic sleeve min.	0.25 mm ²
Conductor cross section flexible, with ferrule with plastic sleeve max.	2.5 mm ²
Conductor cross section AWG min.	24
Conductor cross section AWG max.	12
2 conductors with same cross section, solid min.	0.2 mm ²
2 conductors with same cross section, solid max.	1 mm ²
2 conductors with same cross section, stranded min.	0.2 mm ²
2 conductors with same cross section, stranded max.	1.5 mm ²
2 conductors with same cross section, stranded, ferrules without plastic sleeve, min.	0.25 mm ²
2 conductors with same cross section, stranded, ferrules without plastic sleeve, max.	1 mm ²
2 conductors with same cross section, stranded, TWIN ferrules with plastic sleeve, min.	0.5 mm ²
2 conductors with same cross section, stranded, TWIN ferrules with plastic sleeve, max.	1.5 mm ²
Minimum AWG according to UL/CUL	30
Maximum AWG according to UL/CUL	12

Standards and Regulations

Connection in acc. with standard	EN-VDE
	CSA

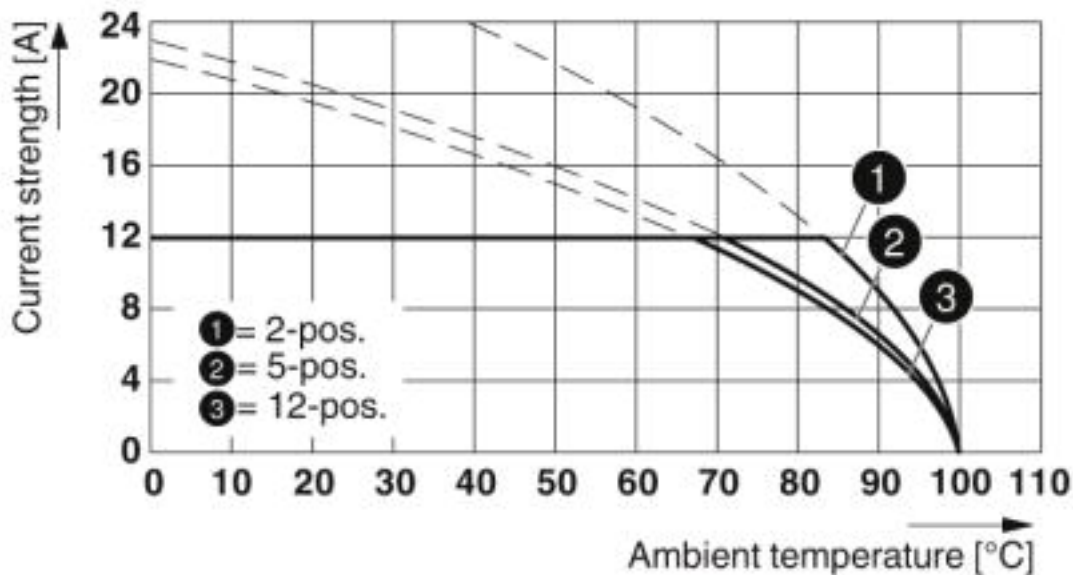
Environmental Product Compliance

	Lead 7439-92-1
China RoHS	Environmentally Friendly Use Period = 50
	For details about hazardous substances go to tab "Downloads", Category "Manufacturer's declaration"

Drawings

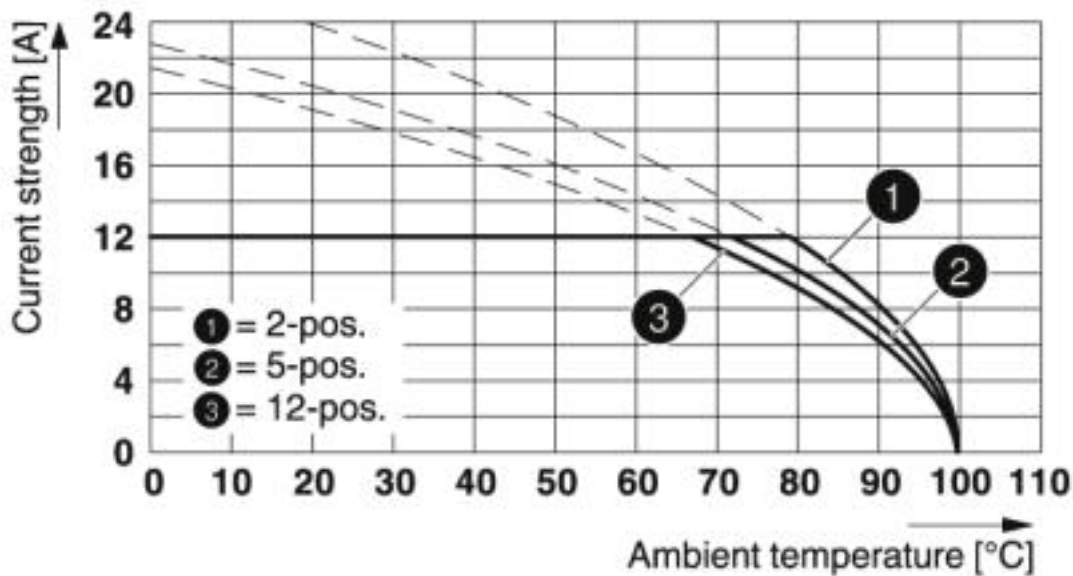
Printed-circuit board connector - MSTB 2,5/ 2-ST-5,08 RD - 1741377

Diagram



Type: MSTB 2,5/...-ST-5,08 with CC 2,5/...-G-5,08 P26THR

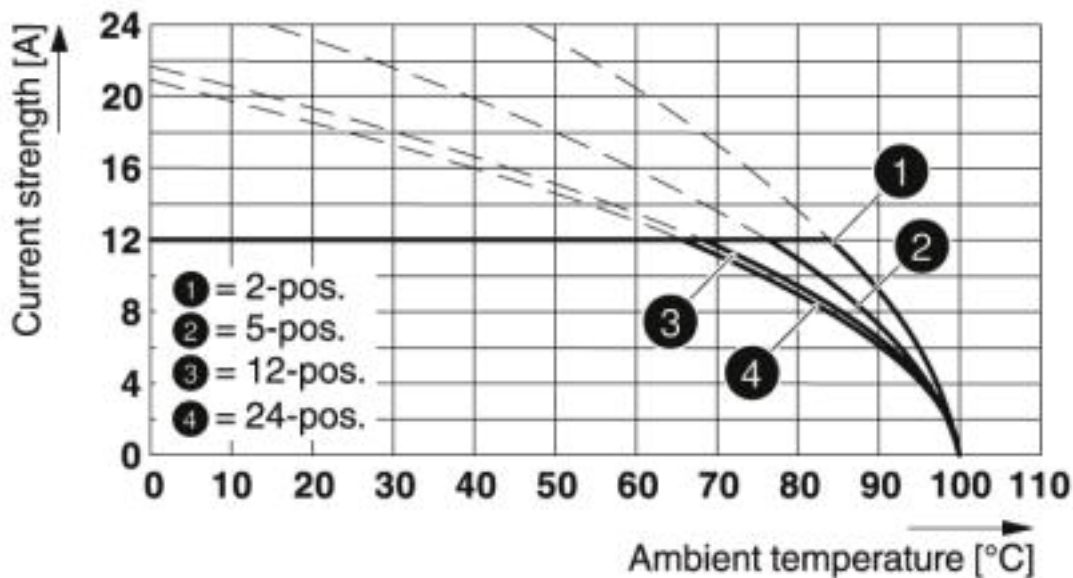
Diagram



Type: MSTB 2,5/...-ST-5,08 with CCV 2,5/...-G-5,08 P26THR

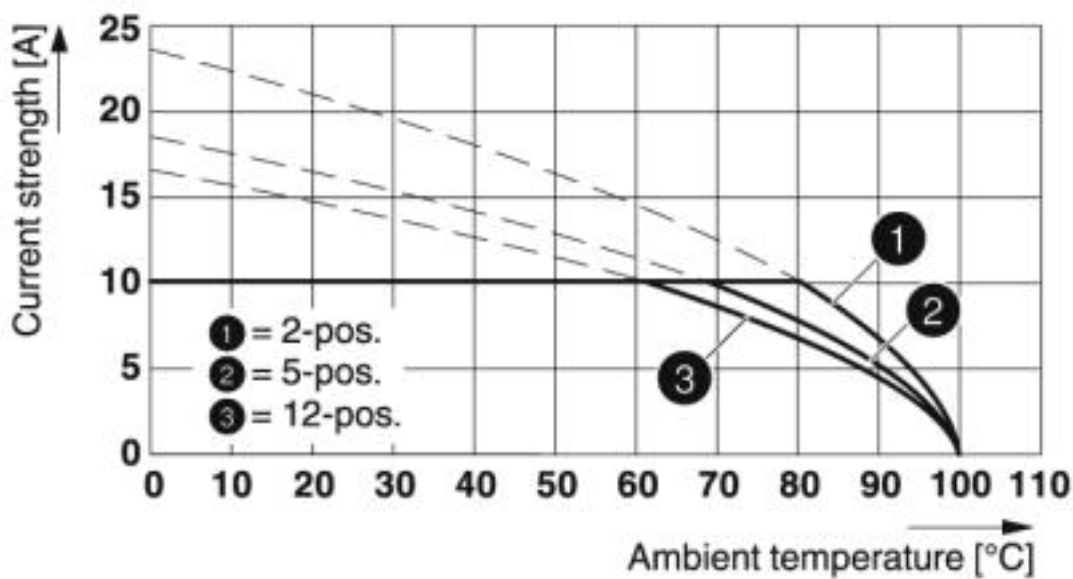
Printed-circuit board connector - MSTB 2,5/ 2-ST-5,08 RD - 1741377

Diagram



Type: MSTB 2,5/...-ST-5,08 with CCVA 2,5/...-G-5,08 P26THR

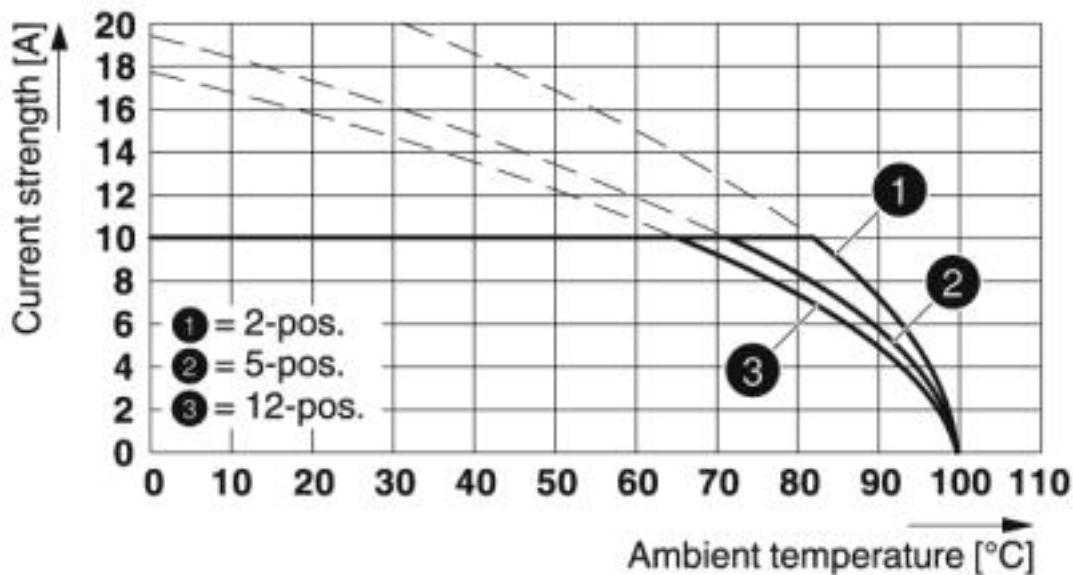
Diagram



Type: MSTB 2,5/...-ST-5,08 with MDSTB 2,5/...-G-5,08

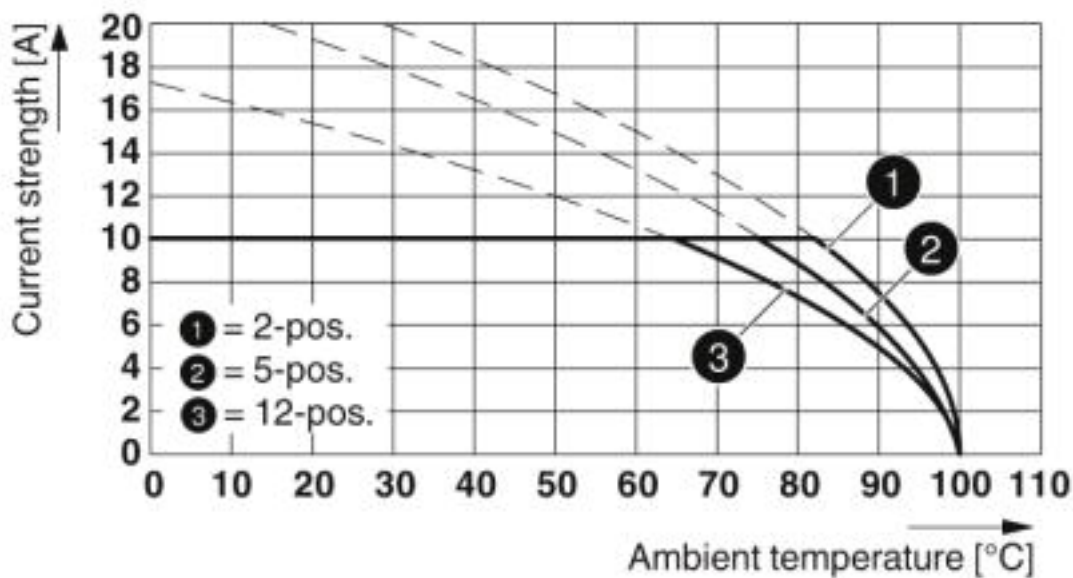
Printed-circuit board connector - MSTB 2,5/ 2-ST-5,08 RD - 1741377

Diagram



Type: MSTB 2,5/...-ST-5,08 with MDSTBA 2,5/...-G-5,08

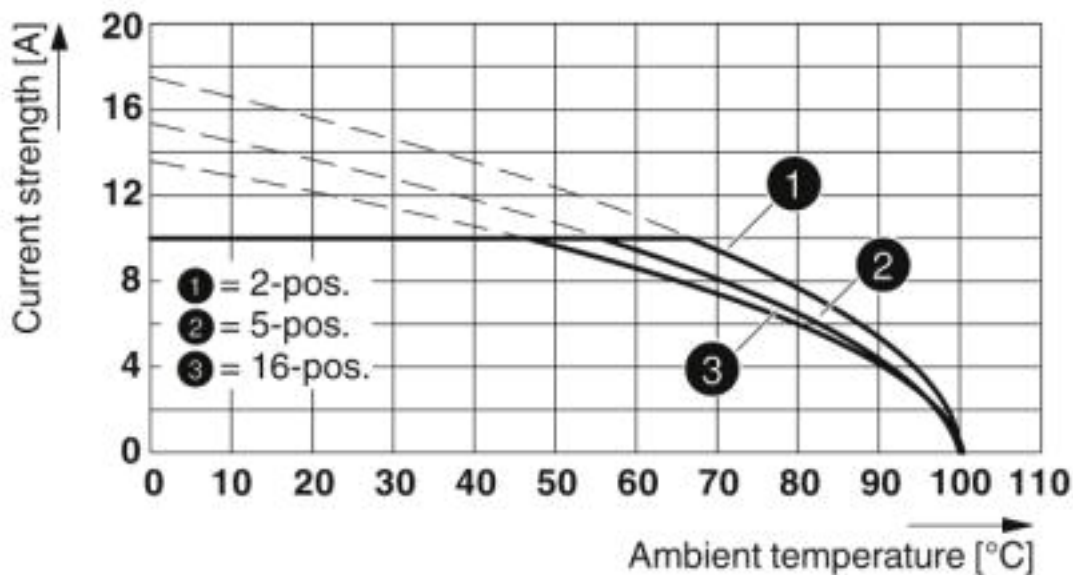
Diagram



Type: MSTB 2,5/...-ST-5,08 with MDSTBW 2,5/...-G-5,08

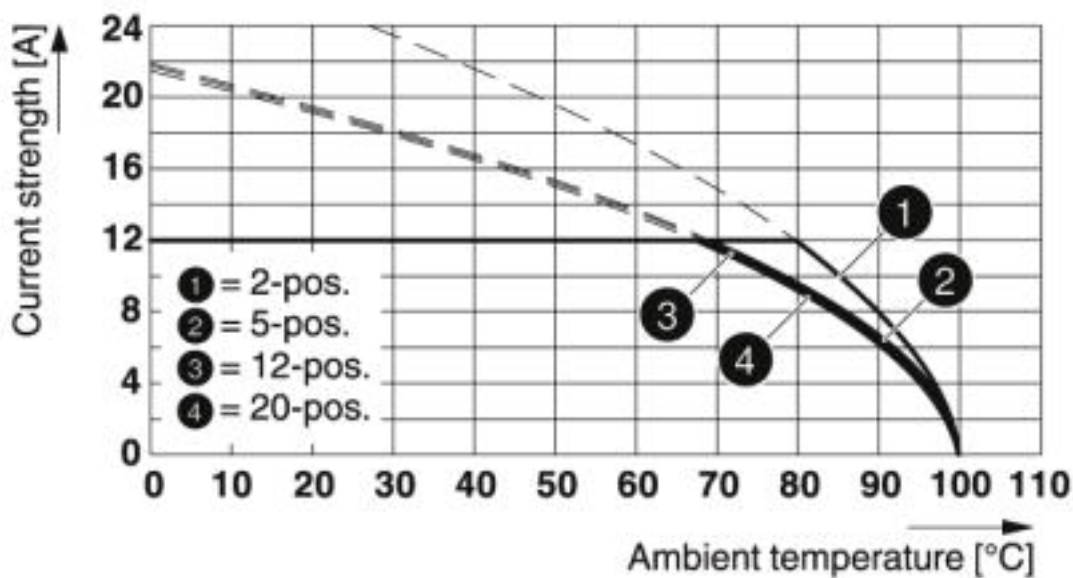
Printed-circuit board connector - MSTB 2,5/ 2-ST-5,08 RD - 1741377

Diagram



Type: MSTB 2,5/...-ST-5,08 with MDSTBV 2,5/...-G-5,08

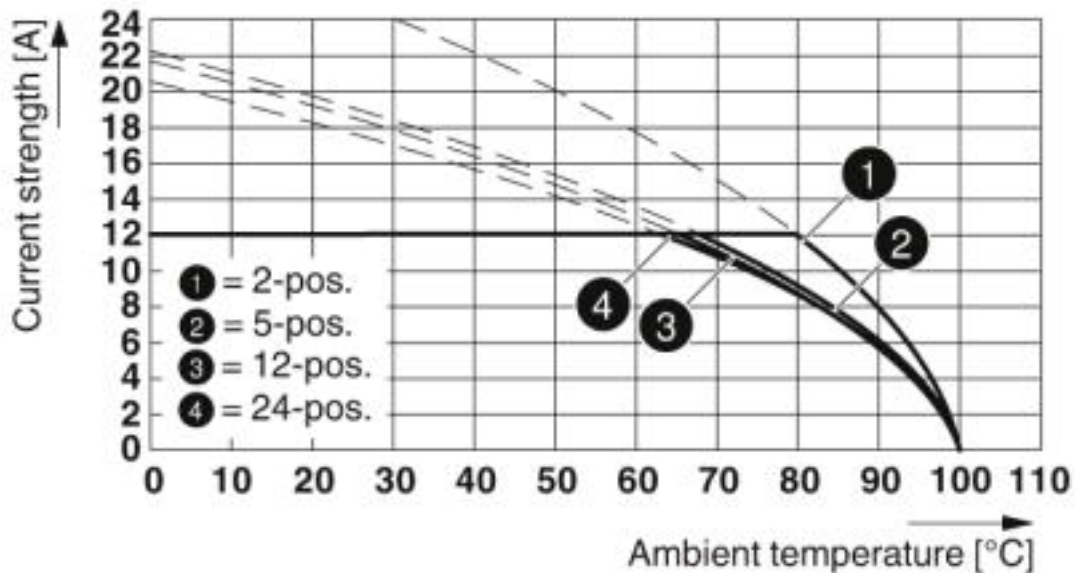
Diagram



Type: MSTB 2,5/...-ST-5,08 with MVSTBU 2,5/...-GB-5,08

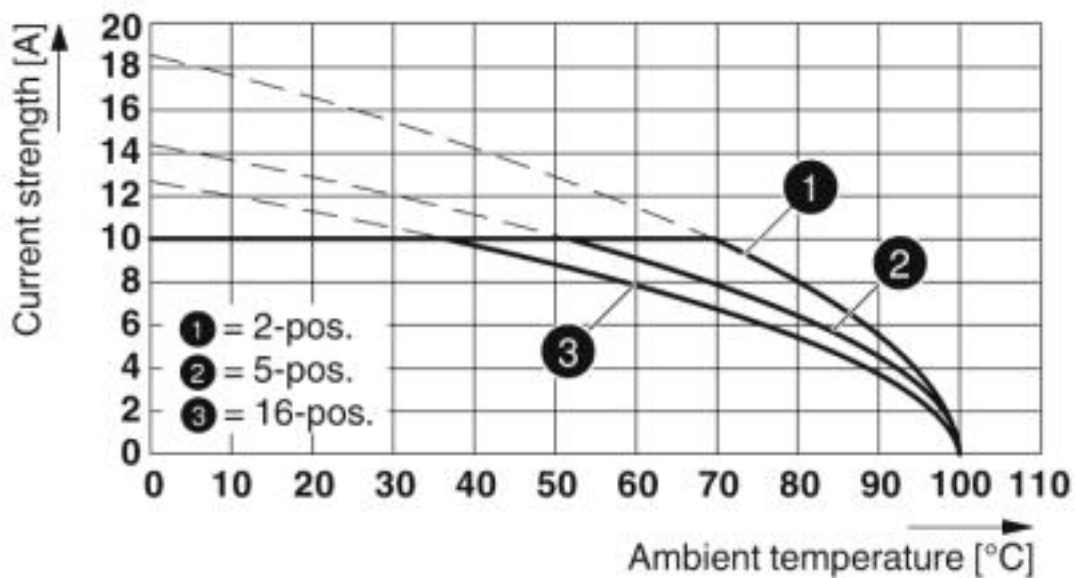
Printed-circuit board connector - MSTB 2,5/ 2-ST-5,08 RD - 1741377

Diagram



Type: MSTB 2,5/...-ST-5,08 with MSTB 2,5/...-G-5,08

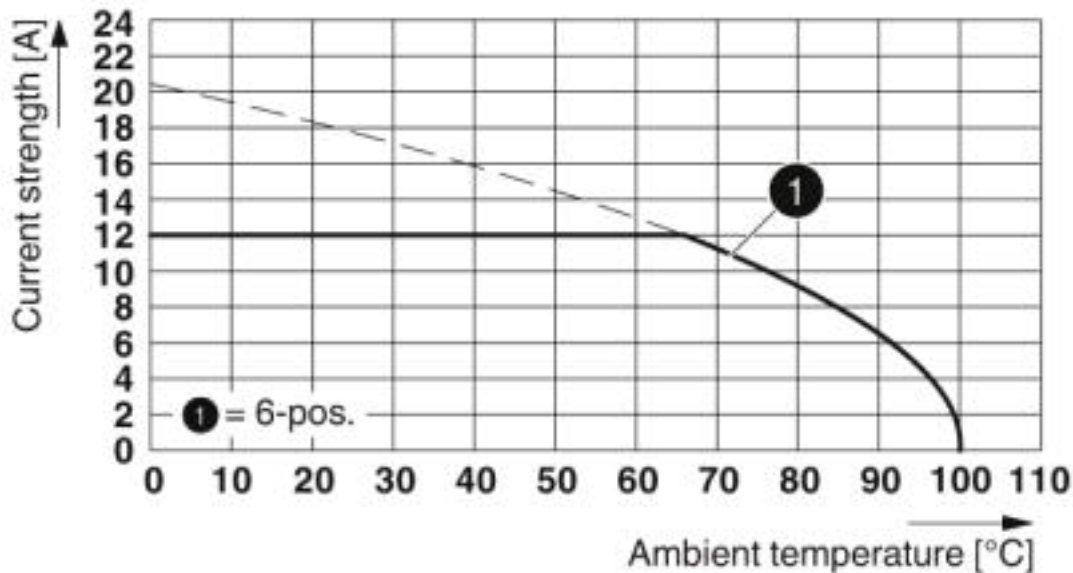
Diagram



Type: MSTBP 2,5/...-ST-5,08 with MDSTBVA 2,5/...-G-5,08

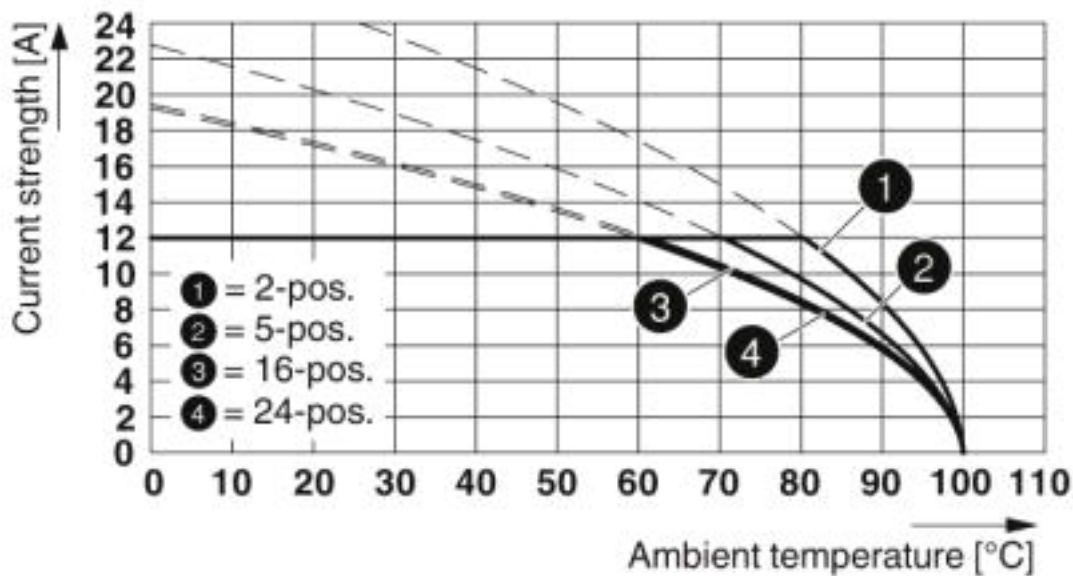
Printed-circuit board connector - MSTB 2,5/ 2-ST-5,08 RD - 1741377

Diagram



Type: MSTB 2,5/...-ST(-5,08) with EMSTBVA 2,5/...-G(-5,08)

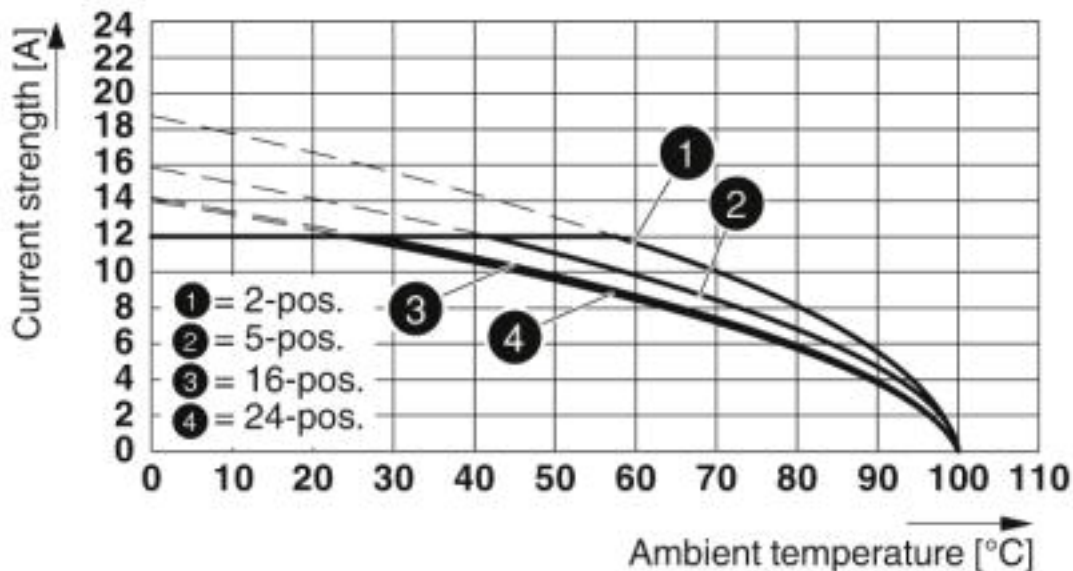
Diagram



Type: MSTB 2,5/...-ST-5,08 with MSTBW 2,5/...-G-5,08

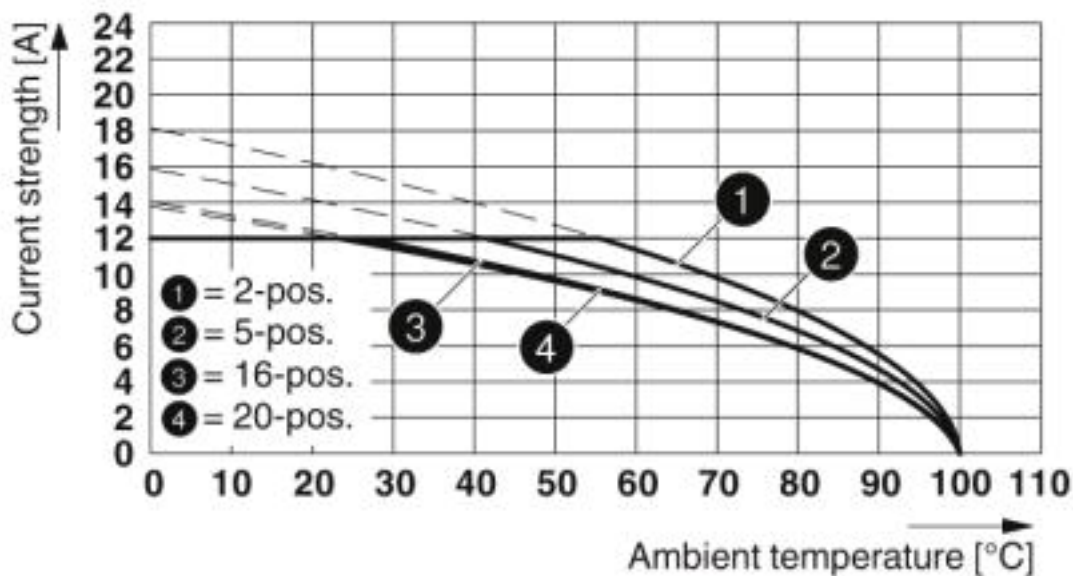
Printed-circuit board connector - MSTB 2,5/ 2-ST-5,08 RD - 1741377

Diagram



Type: MSTB 2,5/...-ST-5,08 with MSTBVA 2,5/...-G-5,08

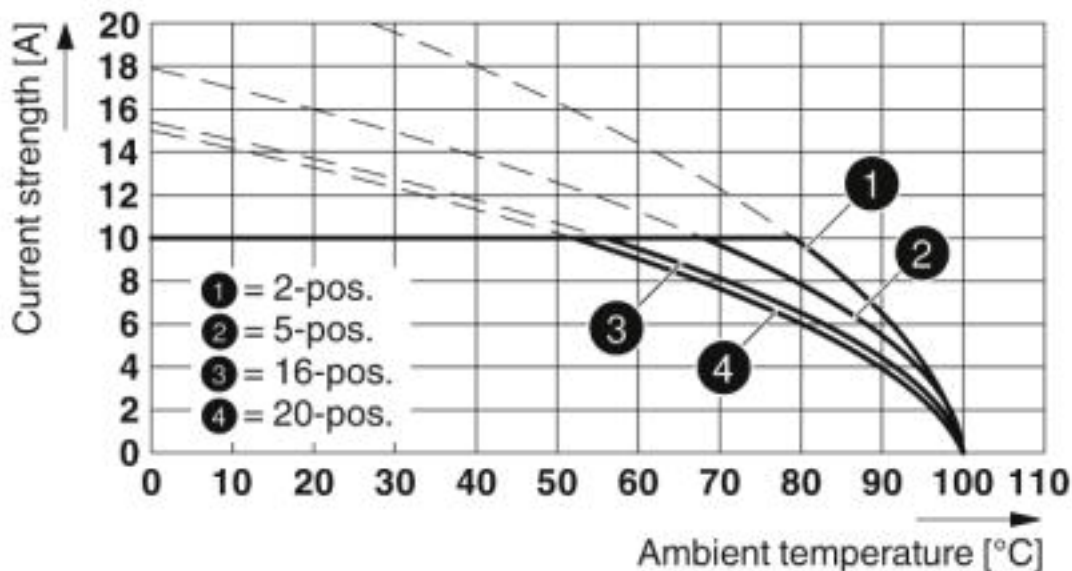
Diagram



Type: MSTB 2,5/...-ST-5,08 with MSTBV 2,5/...-G-5,08

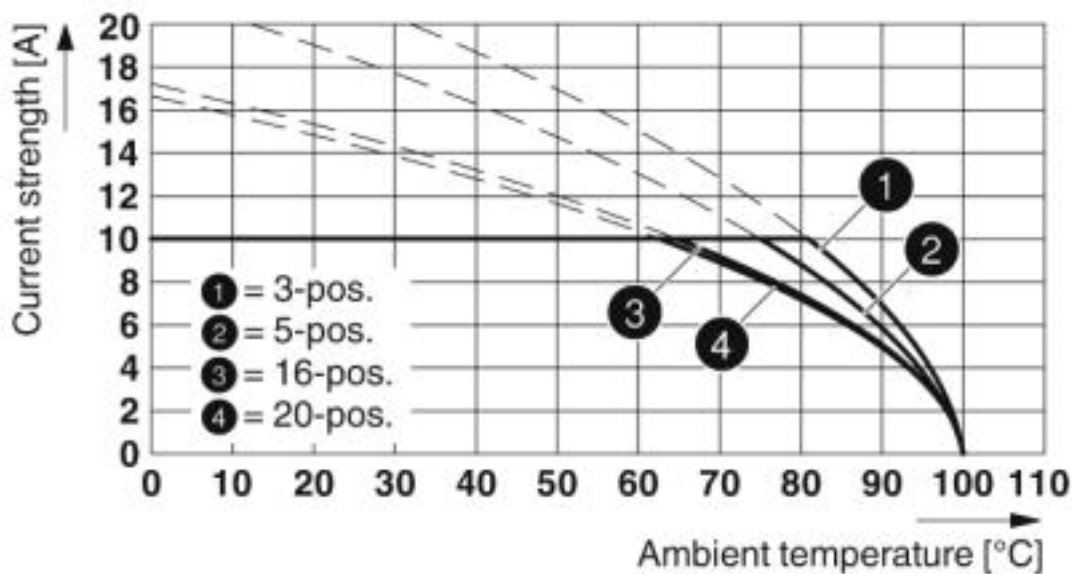
Printed-circuit board connector - MSTB 2,5/ 2-ST-5,08 RD - 1741377

Diagram



Type: MSTB 2,5/...-ST-5,08 with MDSTB 2,5/...-G1-5,08

Diagram



Type: MSTB 2,5/...-ST-5,08 with MDSTBV 2,5/...-G1-5,08

Approvals

Approvals

Printed-circuit board connector - MSTB 2,5/ 2-ST-5,08 RD - 1741377

Approvals

Approvals

CSA / IECCEB CB Scheme / VDE Gutachten mit Fertigungsüberwachung / EAC / cULus Recognized

Ex Approvals

Approval details

CSA		http://www.csagroup.org/services-industries/product-listing/	LR13631-2585950
		B	D
Nominal voltage UN		300 V	300 V
Nominal current IN		15 A	10 A
mm ² /AWG/kcmil		28-12	28-12

IECEE CB Scheme		http://www.iecee.org/	DE1-60988-B1B2
Nominal voltage UN		250 V	
Nominal current IN		12 A	
mm ² /AWG/kcmil		0.2-2.5	

VDE Gutachten mit Fertigungsüberwachung		http://www2.vde.com/de/Institut/Online-Service/VDE-gepruefteProdukte/Seiten/Online-Suche.aspx	40004701
Nominal voltage UN		250 V	
Nominal current IN		12 A	
mm ² /AWG/kcmil		0.2-2.5	

EAC			B.01742
-----	--	--	---------

cULus Recognized		http://database.ul.com/cgi-bin/XYV/template/LISEXT/1FRAME/index.htm	E60425-19931011
		B	D
Nominal voltage UN		300 V	150 V

Printed-circuit board connector - MSTB 2,5/ 2-ST-5,08 RD - 1741377

Approvals

	B	D
Nominal current IN	15 A	15 A
mm ² /AWG/kcmil	30-12	30-12

Phoenix Contact 2019 © - all rights reserved
<http://www.phoenixcontact.com>

PHOENIX CONTACT GmbH & Co. KG
Flachsmarktstr. 8
32825 Blomberg
Germany
Tel. +49 5235 300
Fax +49 5235 3 41200
<http://www.phoenixcontact.com>