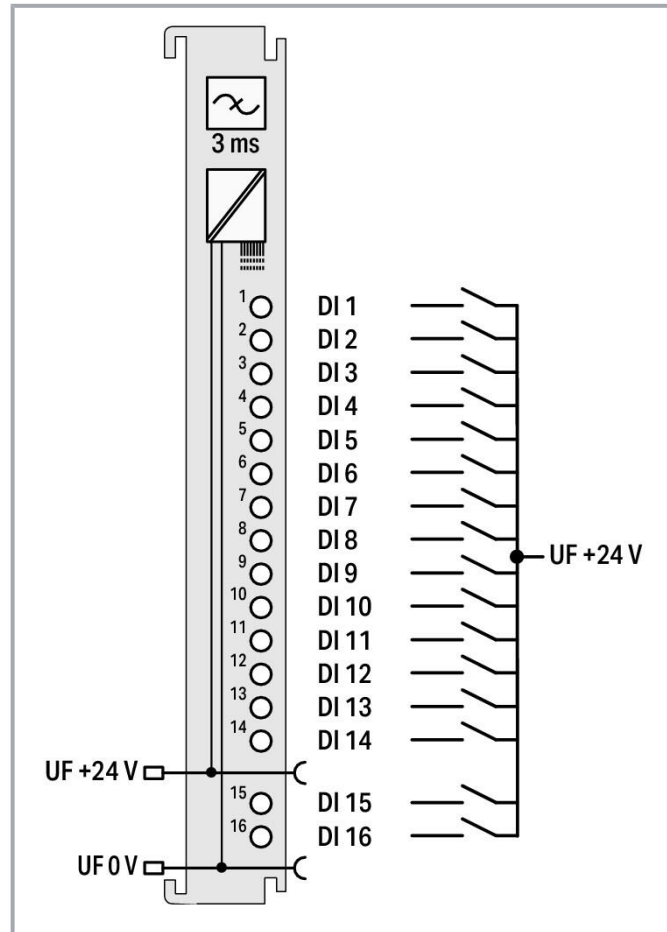
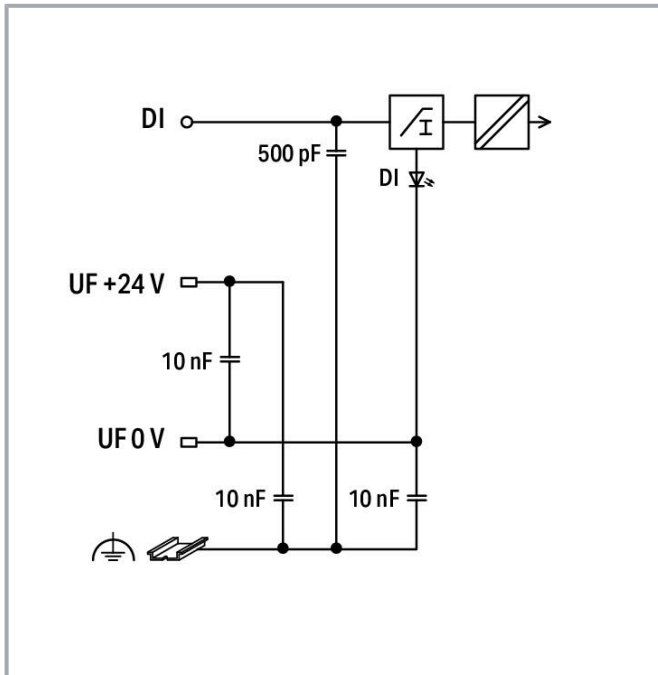


Subject to changes. Please also observe the further product documentation!

WAGO GmbH & Co. KG
Hansastr. 27
32423 Minden
Phone: +49571 887-0 | Fax: +49571 887-169
Email: info.de@wago.com | Web: www.wago.com

Do you have any questions about our products?
We are always happy to take your call at +49 (571) 887-44222.



Item description

This three-part digital input module is a 1-wire device featuring 16 channels in a width of just 12 mm (0.47 inch).

The module consists of a base module, an electronic module and a pluggable connector.

It receives binary control signals from digital field devices (e.g., sensors, encoders, switches or proximity sensors).

The module features Push-in CAGE CLAMP® connections, enabling solid conductors to be connected by simply pushing them in.

A green LED indicates the signal state of each channel.

Field and system levels are electrically isolated.

Data

Technical data

Device-specific	Synchronization mode: time-synchronized, freewheeling
Number of digital inputs	16
Total number of channels (module)	16
Signal type	Voltage
Signal type (voltage)	24 VDC

Subject to changes. Please also observe the further product documentation!

WAGO GmbH & Co. KG

Hansastr. 27

32423 Minden

Phone: +49571 887-0 | Fax: +49571 887-169

Email: info.de@wago.com | Web: www.wago.com

Do you have any questions about our products?

We are always happy to take your call at +49 (571) 887-44222.



Sensor connection	16 x (1-wire)
Input characteristic	High-side switching
Input characteristic	Type 3, per IEC 61131-2
Input filter	3 ms
Input current at specific input voltage	2.4 mA at 24 V
Delay time T _{on} from 0 to 1	300 µs
Delay time T _{off} from 1 to 0	300 µs
Data width	16-bit channel status
Supply voltage (field)	24 VSELV DC (-25 ... +30 %); UF
Current consumption, field supply (module with no external load)	5 mA
Power loss P _I	1.0 W
Isolation, Field/System	min. 1000 VDC (1 min); per EN/UL 61010-2-201
Dielectric strength	Up to ±35 V, at the digital input
Number of incoming power jumper contacts	2
Number of outgoing power jumper contacts	2
Current carrying capacity (power jumper contacts)	12 A
Marking	CI I, Div. 2, Group A, B, C, D, T4

Connection data

Connection type 1	Inputs/outputs
Solid conductor	0.25 ... 1.5 mm ² / 22 ... 16 AWG
Fine-stranded conductor	0.25 ... 1.5 mm ² / 22 ... 16 AWG
Strip length	8 ... 9 mm / 0.31 ... 0.35 inches
Note (conductor cross-section)	Insulated ferrule: 0.75 mm ² (max.)

Physical data

Width	12 mm / 0.472 inches
Height	105 mm / 4.134 inches
Depth	75 mm / 2.953 inches

Mechanical Data

Mounting type	DIN-35 rail
---------------	-------------

Material Data

Fire load	0.062 MJ
Weight	71 g

Subject to changes. Please also observe the further product documentation!



Conformity marking

CE

Environmental requirements

Ambient temperature (operation)	-25 ... +60 °C (Horizontal, typical control cabinet installation; -25 ... +50 °C, other mounting positions)
Ambient temperature (storage)	-40 ... +85 °C
Protection type	IP20
Pollution degree	2
Operating altitude	without temperature derating: 0 ... 2000 m; with temperature derating: 2000 ... 3000 m (0.5 K/100 m)
Mounting position	horizontal, typical for control cabinets (nominal mounting position); horizontal (floor mounting position); standing (vertical at bottom)
Relative humidity (without condensation)	95 %
EMC immunity to interference	per EN 61000-6-1, -2
EMC emission of interference	per EN 61000-6-3, -4

Commercial data

PU (SPU)	1 pcs
Country of origin	DE
GTIN	4055143975650
Customs tariff number	8538909990

Environmental Product Compliance

CAS-No.	1303-86-2 1317-36-8 693-98-1 7439-92-1
REACH Candidate List Substance	2-methylimidazole Diboron trioxide Lead Lead monoxide Perfluorobutane sulfonic acid (PFBS) and its salts
RoHS Compliance Status	Compliant, With Exemption
RoHS Exemption	7(a) 7(c)-I 7(c)-II
SCIP notification number (Austria)	4fad19d7-8a0a-443e-a1b7-0523367f2b78
SCIP notification number (Belgium)	0fde36fb-d033-4e69-bc7e-2a436944903c
SCIP notification number (Bulgaria)	b4e23795-647d-4fa4-9a2a-132f4031fedc

Subject to changes. Please also observe the further product documentation!


WAGO GmbH & Co. KG
Hansastr. 27
32423 Minden
Phone: +49571 887-0 | Fax: +49571 887-169
Email: info.de@wago.com | Web: www.wago.com

Do you have any questions about our products?
We are always happy to take your call at +49 (571) 887-44222.


SCIP notification number (Czech Republic)	45029364-3654-47c8-9fb9-f6f41c5d884b
SCIP notification number (Denmark)	b936adc3-ce72-4a33-8314-23439f2ec86d
SCIP notification number (Finland)	eca5bf78-ff7d-48e1-8262-00791c8e8ab4
SCIP notification number (France)	4589971d-d0bf-4d3d-8ef2-6bc02c989384
SCIP notification number (Germany)	3455a34a-454f-4cf4-9af9-d381defc2b84
SCIP notification number (Hungary)	1b6397c0-e60f-4c5a-92d1-527f8dddbc9b
SCIP notification number (Italy)	6131e82f-7507-4362-a347-e19905b3751f
SCIP notification number (Netherlands)	49c2064c-2cae-4e51-b44a-c5cf6ce23d51
SCIP notification number (Poland)	23060253-06df-4416-bc26-a22d6637b1df
SCIP notification number (Romania)	78f37446-9032-43ec-9883-57e27a880096
SCIP notification number (Sweden)	8f79d045-5e7c-413a-91bc-f08410cc725d

Approvals / Certificates



General approvals

Logo	Approval	Additional Approval Text	Certificate name
	UL Underwriters Laboratories Inc. (ORDINARY LOCATIONS)	UL 61010-2-201	E175199

Declarations of conformity and manufacturer's declarations

Logo	Approval	Additional Approval Text	Certificate name
	EU-Declaration of Conformity WAGO GmbH & Co. KG	-	-

Approvals for marine applications

Logo	Approval	Additional Approval Text	Certificate name
	BV Bureau Veritas S.A.	Rules for class. of Steel Ships	66432/A0
	DNV DNV Germany GmbH	DNV-CG-0339, Aug. 2021	TAA000031M


Approvals for hazardous areas

Subject to changes. Please also observe the further product documentation!

WAGO GmbH & Co. KG
Hansastr. 27
32423 Minden
Phone: +49571 887-0 | Fax: +49571 887-169
Email: info.de@wago.com | Web: www.wago.com

Do you have any questions about our products?
We are always happy to take your call at +49 (571) 887-44222.



Logo	Approval	Additional Approval Text	Certificate name
	UL Underwriters Laboratories Inc. (HAZARDOUS LOCATIONS)	UL 121201	E198726

Installation Notes

Product family

WAGO I/O System Advanced
[Show all products from the family](#)

Subject to changes. Please also observe the further product documentation!

WAGO GmbH & Co. KG
Hansastr. 27
32423 Minden
Phone: +49571 887-0 | Fax: +49571 887-169
Email: info.de@wago.com | Web: www.wago.com

Do you have any questions about our products?
We are always happy to take your call at +49 (571) 887-44222.