

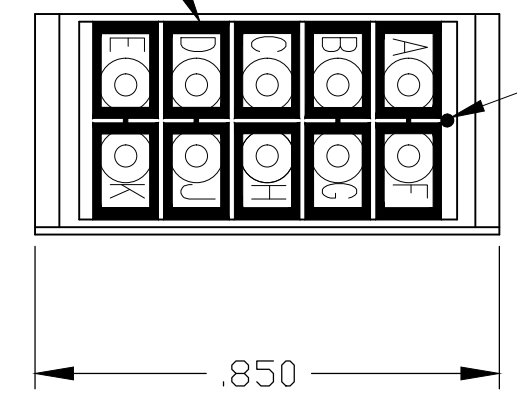
THIS DRAWING IS UNPUBLISHED. RELEASED FOR PUBLICATION
 © COPYRIGHT - By - ALL RIGHTS RESERVED.

LDC		DIST		REVISIONS			
P	LTR	DESCRIPTION	DATE	DWN	APVD		
E		REVISED PER ECD-14-015870	02NOV2014	MGM	CT		

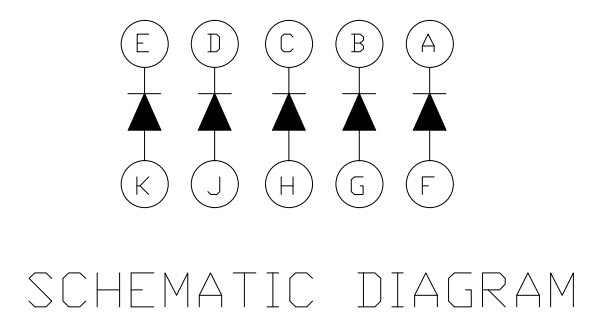
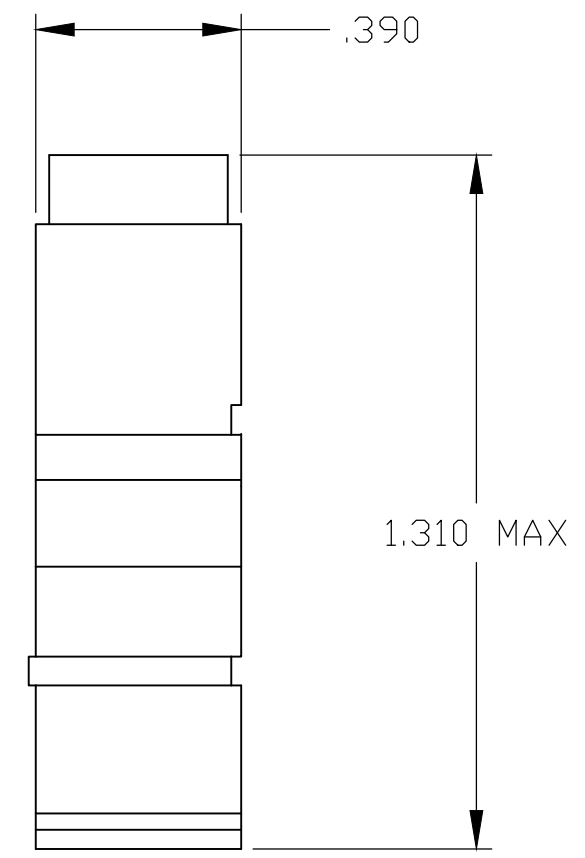
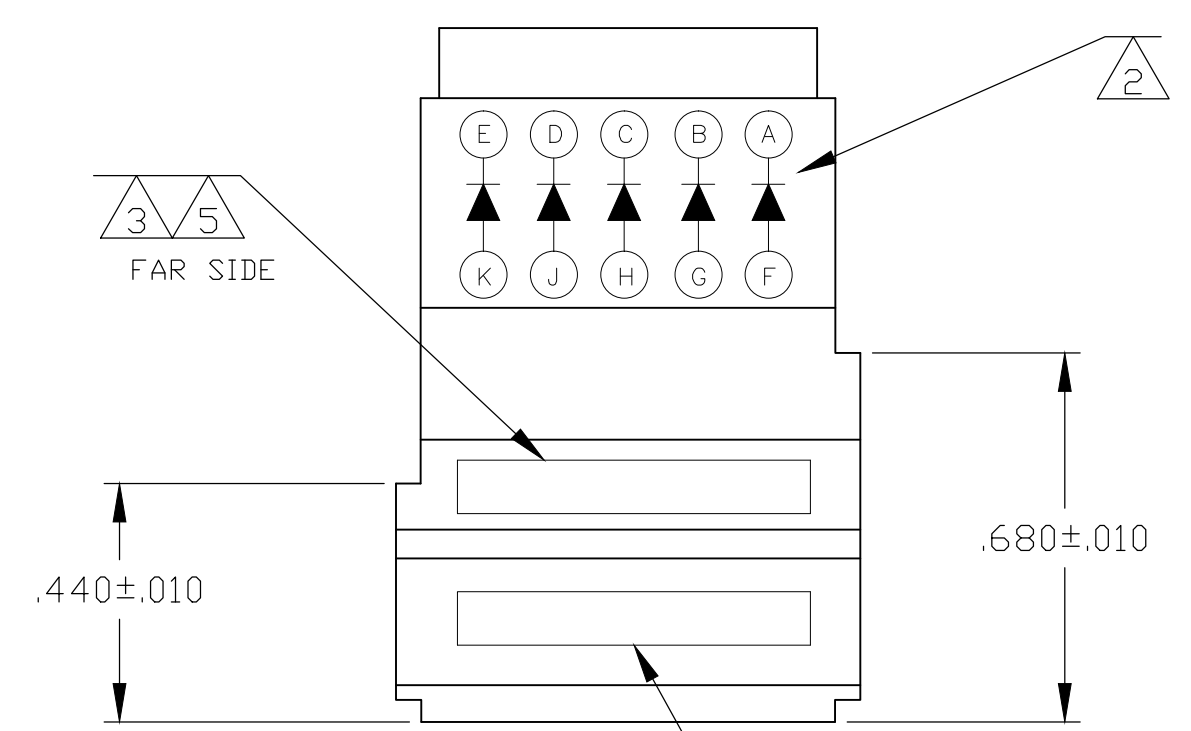
DESCRIPTION	MATERIAL	FINISH
MODULE ASSEMBLY	THERMOSET EPOXY	COLOR: BLACK
GROMMET	FLOURSILICONE 40/50 PER MIL-R-25988	COLOR: NATURAL
CONTACT SOCKET	BERYLLIUM COPPER ASTM-B194	GOLD PLATE PER MIL-G-45204
RETAINING CLIP	BERYLLIUM COPPER ASTM-B194 OR STAINLESS STEEL PER QQ-S-766	NONE

- 1 MARK MODULE IDENTIFICATION, "AMP", AMP PART NO. AND DATE CODE .060 MINIMUM HIGH CHARACTERS PER 115-10002-2.
- 2 MARK MODULE WITH SCHEMATIC DIAGRAM AT AREA SHOWN PER 115-10002-2.
- 3 MARK MODULE 591863-3 WITH CUSTOMER PART NO. 204-16164-3 PER 115-10002-2.
- 4 DIODE MAY BE A COMMERCIAL DIODE THAT HAS BEEN SCREENED TO MEET THE REQUIREMENTS OF JANTX1N5552.
- 5 MARK MODULE 591863-2 WITH CUSTOMER P/N DSC254-1
- 6 P/N 591863-3 INCLUDES 11 PIN CONTACTS, P/N 2-592404-1 PACKAGED SEPARATELY

BUSSING ARRANGEMENT



INDEXING INDICATOR



NOTES	QTY OF DIODES	DIODE	PART NO.
	5	JANTX1N4007	591863-4
3 6	5	JANTX1N5552 4	591863-3
5	5	JANTX1N5552 4	591863-2
	5	JANTX1N5552 4	591863-1

THIS DRAWING IS A CONTROLLED DOCUMENT.

DWN	06JUN03	C. C. THOMAS	
CHK	6-6-03	D. EABY	
APVD	6-6-03	D. EABY	
PRODUCT SPEC	-		
APPLICATION SPEC	-		
WEIGHT	-	SIZE	A2
CUSTOMER DRAWING	SCALE 2:1	CAGE CODE	00779
	SHEET 1 OF 1	DRAWING NO	C-591863
	REV E	RESTRICTED TO	-

TE Connectivity
 MODULE ASSY, FEEDBACK, SIZE 20, TJ