


HiTemp ETX Series Thermoelectric Cooler

The ETX4-12-F1-3030-TB-RT-W6 high temperature, high-performance thermoelectric cooler uses Laird Thermal Systems' enhanced thermoelectric module construction preventing performance degrading diffusion, which is common in standard grade thermoelectric coolers operating in high temperature environments exceeding 80 °C. It has a maximum Qc of 38.8 Watts when $\Delta T = 0$ and a maximum ΔT of 83.2 °C at $Q_c = 0$.

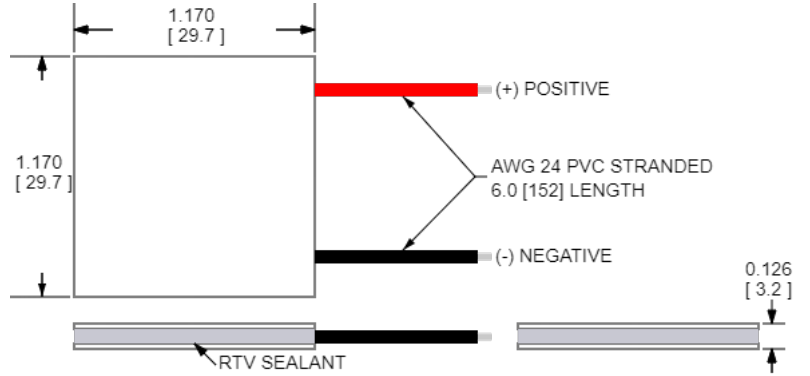


Features

- High-temperature operation
- Reliable solid-state
- No sound or vibration
- Environmentally-friendly
- RoHS-compliant

Applications

- Peltier Cooling for Refrigerated Centrifuges
- Peltier Cooling for Machine Vision
- Thermoelectric Cooling for CMOS Sensors
- Cooling Solutions for Autonomous Systems
- Peltier Cooling for Digital Light Processors
- Heating and Cooling for Liquid Chromatography Systems
- Thermoelectric Cooling for Security Cameras



CERAMIC MATERIAL: Al₂O₃

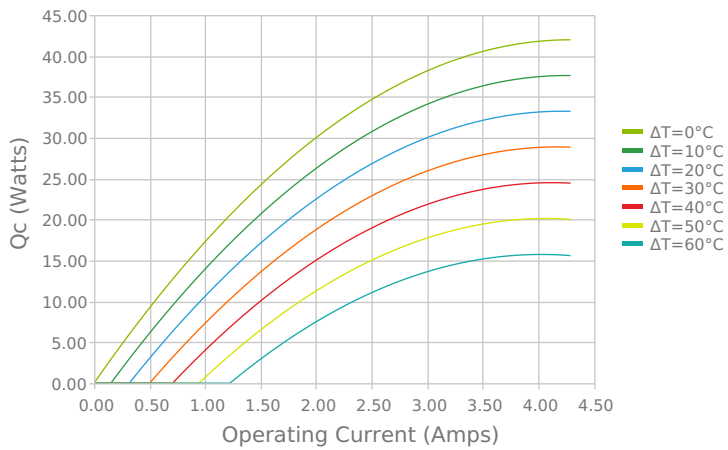
SOLDER CONSTRUCTION: 232°C, SbSn

INCHES [MM]

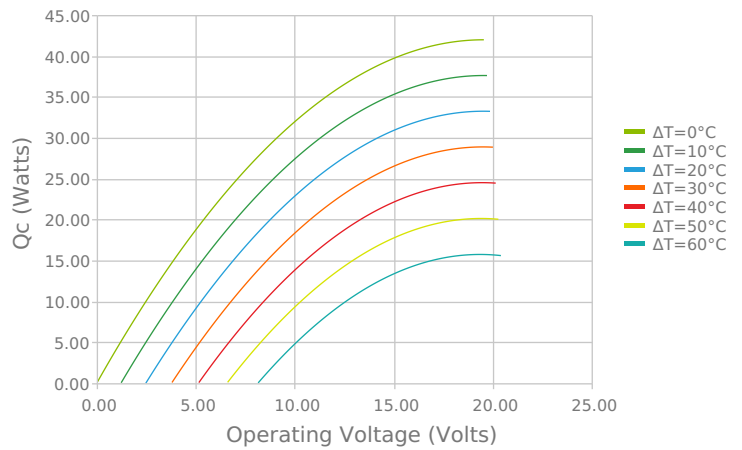
Note: Allow 0.020 in [0.5 mm] around perimeter of the thermoelectric cooler and lead wire attachment to accommodate sealant

ELECTRICAL AND THERMAL PERFORMANCE

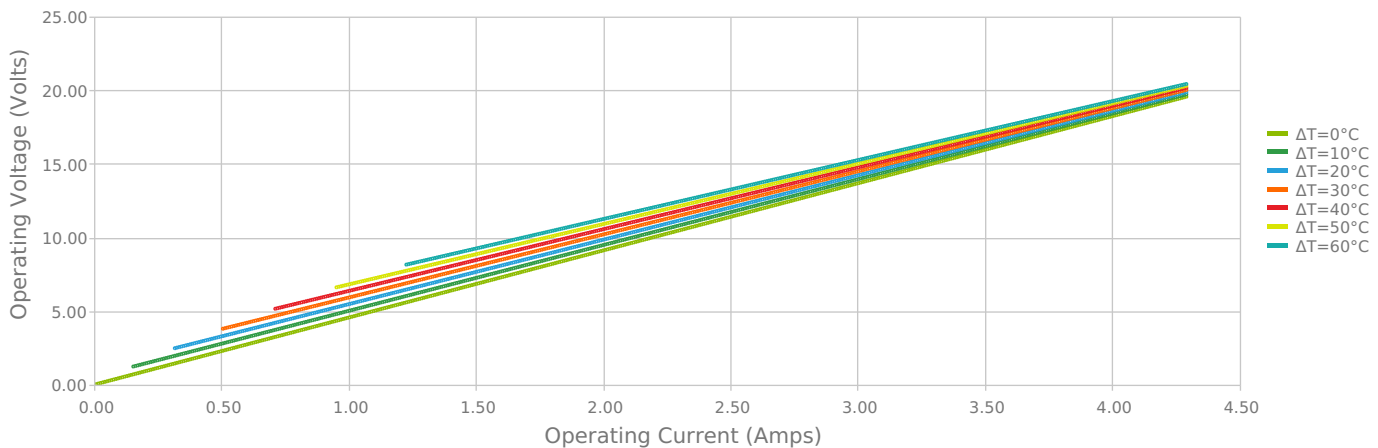
Heat Pumped at Cold Side
 Thot = 85 °C



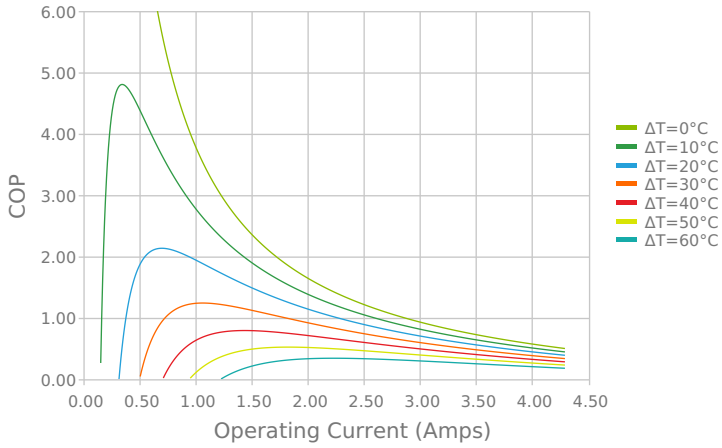
Heat Pumped at Cold Side
 Thot = 85 °C



Current vs Voltage (I vs V)
 Thot = 85 °C



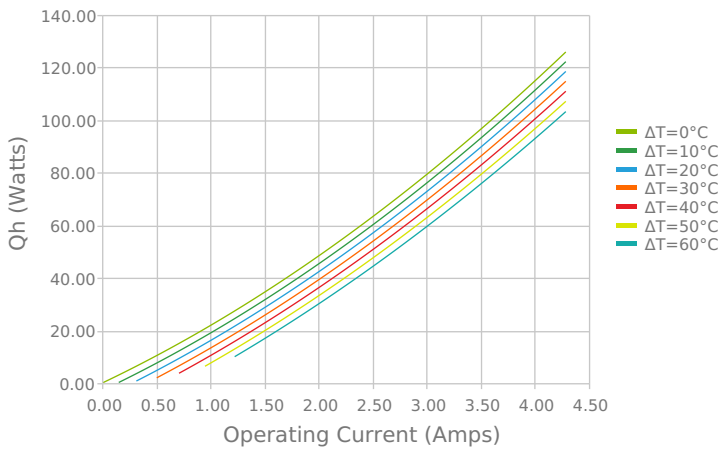
Coefficient of Performance (COP = Qc/Pin)
 Thot = 85 °C



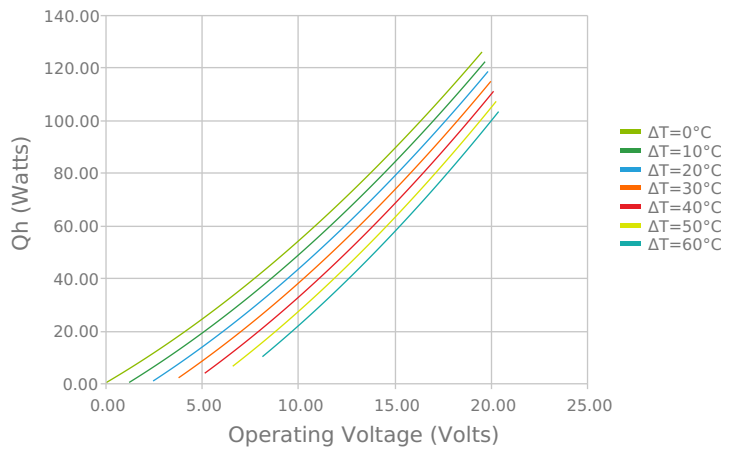
Coefficient of Performance (COP = Qc/Pin)
 Thot = 85 °C



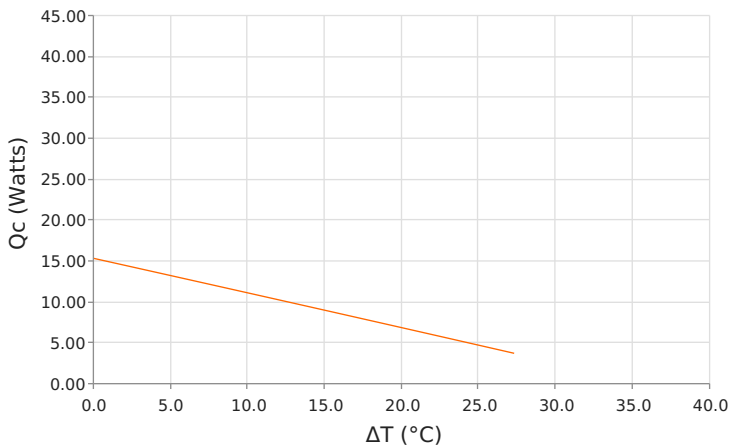
Total Heat Dissipated at Hot Side (Qh=Qc+Pin)
 Thot = 85 °C



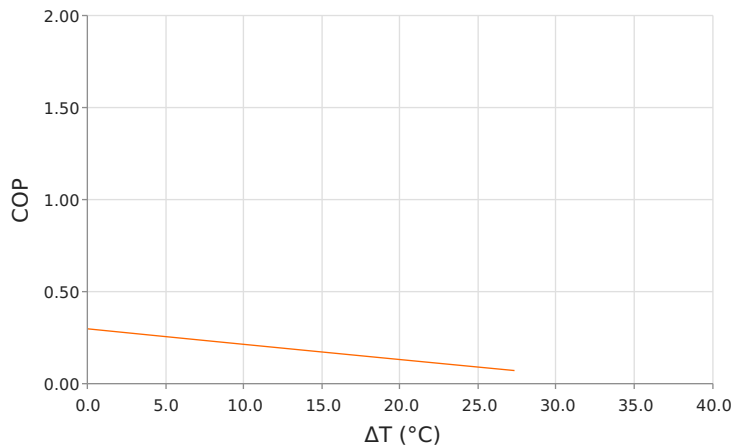
Total Heat Dissipated at Hot Side (Qh=Qc+Pin)
 Thot = 85 °C



Heat Pumped at Cold Side (Qc)
 Thot = 85 °C | Current = 3.2 Amps



Coefficient of Performance (COP = Qc/Pin)
 Thot = 85 °C | Current = 3.2 Amps



SPECIFICATIONS*

	50.0 °C	85.0 °C	110.0 °C
Hot Side Temperature			
Qcmax ($\Delta T = 0$)	38.8 Watts	42.0 Watts	43.3 Watts
ΔT_{max} ($Q_c = 0$)	83.2°C	95.3°C	102.0°C
I_{max} (I @ ΔT_{max})	4.0 Amps	3.8 Amps	3.7 Amps
V_{max} (V @ ΔT_{max})	16.6 Volts	19.1 Volts	20.8 Volts
Module Resistance	3.91 Ohms	4.56 Ohms	4.99 Ohms
Max Operating Temperature	150 °C		
Weight	9.0 gram(s)		

* Specifications reflect thermoelectric coefficients updated March 2020

FINISHING OPTIONS

Suffix	Thickness	Flatness / Parallelism	Hot Face	Cold Face	Lead Length
TB	3.200 ± 0.013 mm 0.126 ± 0.0005 in	0.013 mm / 0.013 mm 0.0005 in / 0.0005 in	Lapped	Lapped	152.4 mm 6.00 in

SEALING OPTIONS

Suffix	Sealant	Color	Temp Range	Description
RT	RTV	Translucent or White	-60 to 204°C	Non-corrosive, silicone adhesive

NOTES

1. Max operating temperature: 150°C
2. Do not exceed I_{max} or V_{max} when operating module
3. Reference assembly guidelines for recommended installation

Any information furnished by Laird and its agents, whether in specifications, data sheets, product catalogues or otherwise, is believed to be (but is not warranted as being) accurate and reliable, is provided for information only and does not form part of any contract with Laird. All specifications are subject to change without notice. Laird assumes no responsibility and disclaims all liability for losses or damages resulting from use of or reliance on this information. All Laird products are sold subject to the Laird Terms and Conditions of sale (including Laird's limited warranty) in effect from time to time, a copy of which will be furnished upon request.

© Copyright 2019-2021 Laird Thermal Systems, Inc. All rights reserved. Laird™, the Laird Ring Logo, and Laird Thermal Systems™ are trademarks or registered trademarks of Laird Limited or its subsidiaries.

Date: 08/24/2021