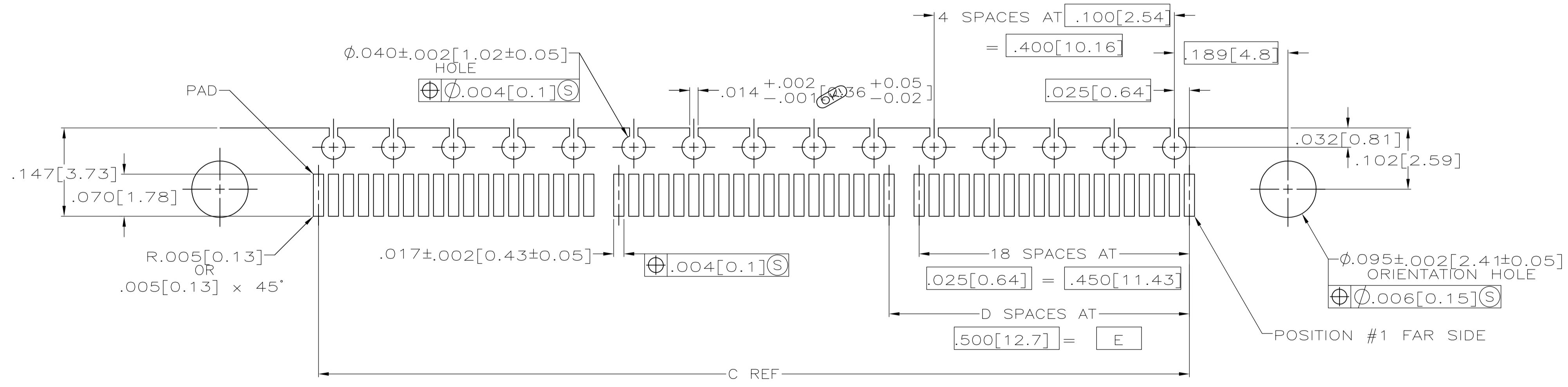
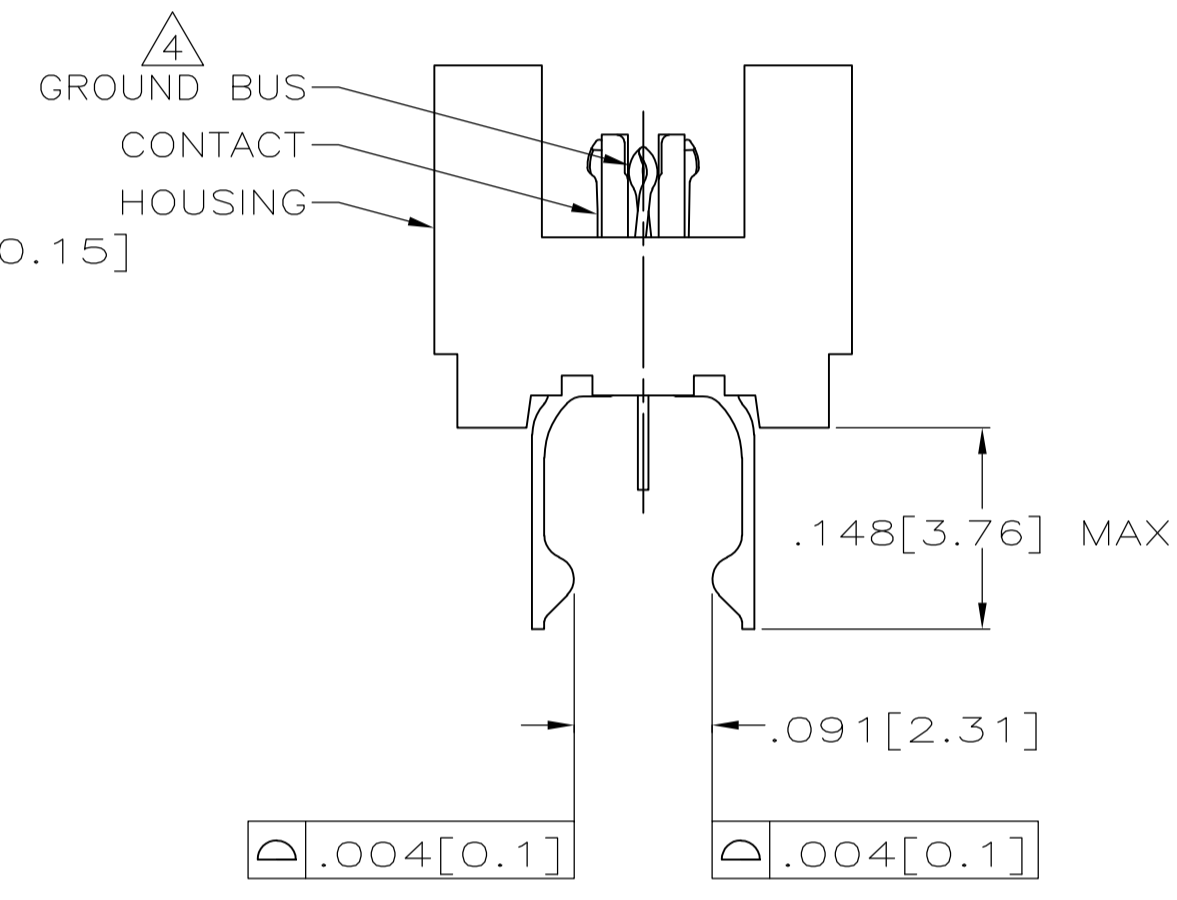
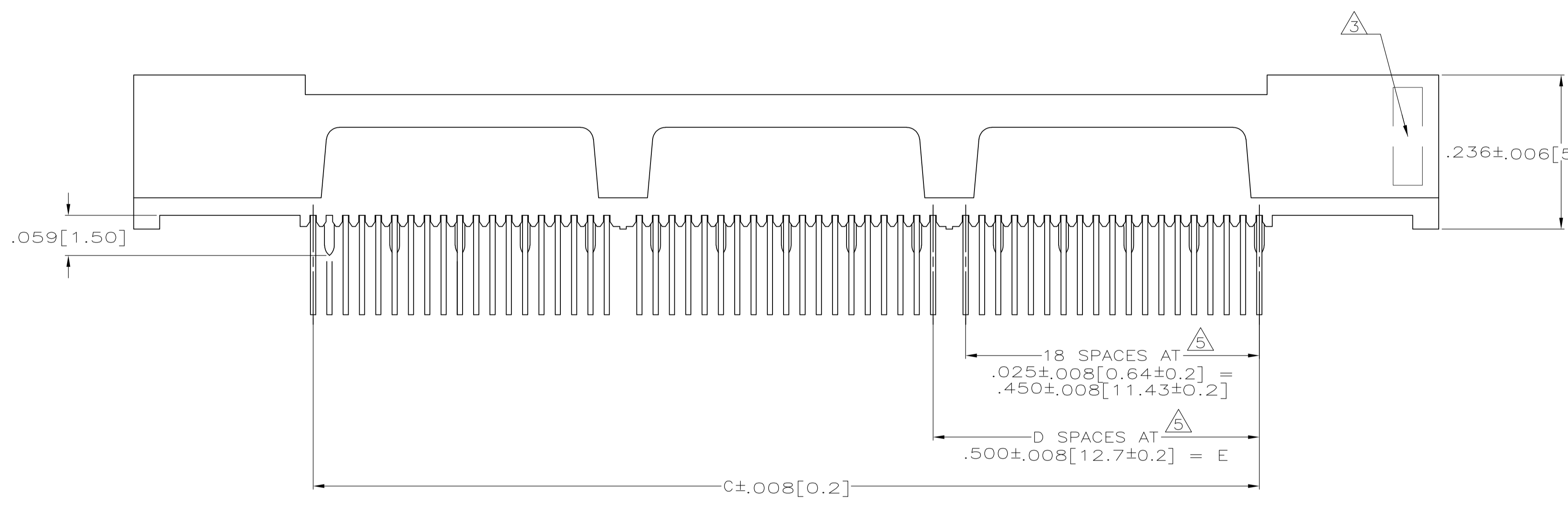


- ① HOUSING: LIQUID CRYSTAL POLYMER, COLOR BLACK.
CONTACTS: HIGH RELIABILITY COPPER ALLOY.
GROUND BUSES: PHOSPHOR BRONZE ALLOY, UNS C51100.
- ② CONTACTS & GROUND BUSES: NICKEL UNDERPLATE ALL OVER, MATING SURFACE PLATED TO MEET LEVEL 2 PERFORMANCE REQUIREMENTS OF TE PRODUCT SPECIFICATION 108-1422, SOLDER TAILS PLATED TIN-LEAD.
- ③ DATE CODE MARKED IN AREA INDICATED ON SIDE OPPOSITE POSITION #1.
- ④ ONE GROUND BUS WITH 5 TAILS PER EACH MODULE.
- ⑤ TOLERANCE NON-ACCUMULATIVE.



RECOMMENDED PC BOARD LAYOUT
 (MIRROR IMAGE ON OPPOSITE SIDE)

3.000 [76.2]	6	3.450 [87.63]	3.900 [99.06]	4.000 [101.6]	266	767089-7
2.500 [63.5]	5	2.950 [74.93]	3.400 [86.36]	3.500 [88.9]	228	767089-6
2.000 [50.8]	4	2.450 [62.23]	2.900 [73.66]	3.000 [76.2]	190	767089-5
1.500 [38.1]	3	1.950 [49.53]	2.400 [60.96]	2.500 [63.5]	152	767089-4
1.000 [25.4]	2	1.450 [36.83]	1.900 [48.26]	2.000 [50.8]	114	767089-3
.500 [12.7]	1	.950 [24.13]	1.400 [35.56]	1.500 [38.1]	76	767089-2
.000 [0]	0	.450 [11.43]	.900 [22.86]	1.000 [25.4]	38	767089-1
E	D	C	B	A	NO OF POS	PART NUMBER

THIS DRAWING IS A CONTROLLED DOCUMENT.

DIMENSIONS: INCHES	TOLERANCES UNLESS OTHERWISE SPECIFIED:	DWN: J.GERACE 20FEB98	CHK: S.STRICKLER 20FEB98	APVD: A.MONK 20FEB98	NAME: RECEPTACLE ASSEMBLY, RIGHT ANGLE, .025[0.64] CENTER LINE, .093[2.36] PCB, MICTOR
0 PLC ± -	1 PLC ± -	2 PLC ± -	3 PLC ± .005[0.13]	4 PLC ± -	SIZE: 114-13088
ANGLES ± -	FINISH	MATERIAL	WEIGHT	SCALE: 8:1	SHEET 1 OF 1

CUSTOMER DRAWING