



EMERGENCY STOP mushroom-type actuator, 22 mm, round, metal, shiny, red, 40 mm, positive latching, according to EN ISO 13850, pull-to-unlatch mechanism, with yellow backing plate, inscription: NOT-HALT, with holder, 1 NO+1 NC, screw terminal

| | |
|---|--|
| product brand name | SIRIUS ACT |
| product designation | EMERGENCY STOP mushroom pushbuttons |
| design of the product | Complete unit |
| product type designation | 3SU1 |
| product line | Metal, shiny, 22 mm |
| manufacturer's article number | |
| <ul style="list-style-type: none"> • of supplied contact module at position 1 • of the supplied holder • of the supplied actuator • of supplied accessory | 3SU1400-1AA10-1FA0 3SU1550-0AA10-0AA0 3SU1050-1HA20-0AA0 3SU1900-0BC31-0AT0 |
| Enclosure | |
| number of command points | 1 |
| Actuator | |
| design of the actuating element | positive latching |
| principle of operation of the actuating element | latching |
| product extension optional light source | No |
| color of the actuating element | red |
| material of the actuating element | plastic |
| shape of the actuating element | round |
| outer diameter of the actuating element | 40 mm |
| number of contact modules | 1 |
| type of unlocking device | pull-to-unlatch mechanism |
| Front ring | |
| product component front ring | No |
| Holder | |
| material of the holder | Plastic |
| Display | |
| number of LED modules | 0 |
| General technical data | |
| product function | |
| <ul style="list-style-type: none"> • positive opening • EMERGENCY OFF function • EMERGENCY STOP function | Yes Yes Yes |
| product component light source | No |
| insulation voltage rated value | 500 V |
| degree of pollution | 3 |
| type of voltage of the operating voltage | AC/DC |
| surge voltage resistance rated value | 6 kV |
| protection class IP | IP66, IP67, IP69(IP69K) |

| | |
|---|---|
| <ul style="list-style-type: none"> of the terminal | IP20, clamping screw tightened |
| degree of protection NEMA rating | 1, 2, 3, 3R, 4, 4X, 12, 13 |
| shock resistance | |
| <ul style="list-style-type: none"> according to IEC 60068-2-27 | sinusoidal half-wave 15g / 11 ms |
| vibration resistance | |
| <ul style="list-style-type: none"> according to IEC 60068-2-6 | 10 ... 500 Hz: 5g |
| operating frequency maximum | 600 1/h |
| mechanical service life (switching cycles) typical | 300 000 |
| electrical endurance (switching cycles) typical | 300 000 |
| thermal current | 10 A |
| reference code according to IEC 81346-2 | S |
| continuous current of the C characteristic MCB | 10 A; for a short-circuit current smaller than 400 A |
| continuous current of the quick DIAZED fuse link | 10 A |
| continuous current of the DIAZED fuse link gG | 10 A |
| Substance Prohibitance (Date) | 10/01/2014 |
| operating voltage | |
| <ul style="list-style-type: none"> at AC <ul style="list-style-type: none"> at 50 Hz rated value at 60 Hz rated value at DC rated value | 5 ... 500 V 5 ... 500 V 5 ... 500 V |
| Power Electronics | |
| contact reliability | One maloperation per 100 million (17 V, 5 mA), one maloperation per 10 million (5 V, 1 mA) |
| Auxiliary circuit | |
| design of the contact of auxiliary contacts | Silver alloy |
| number of NC contacts for auxiliary contacts | 1 |
| number of NO contacts for auxiliary contacts | 1 |
| Connections/ Terminals | |
| type of electrical connection | |
| <ul style="list-style-type: none"> of modules and accessories | Screw-type terminal |
| type of connectable conductor cross-sections | |
| <ul style="list-style-type: none"> solid with core end processing solid without core end processing finely stranded with core end processing finely stranded without core end processing at AWG cables | 2x (0.5 ... 0.75 mm ²) 2x (1.0 ... 1.5 mm ²) 2x (0.5 ... 1.5 mm ²) 2x (1.0 ... 1.5 mm ²) 2x (18 ... 14) |
| tightening torque of the screws in the bracket | 1 ... 1.2 N·m |
| tightening torque for auxiliary contacts with screw-type terminals | 0.8 ... 0.9 N·m |
| Safety related data | |
| B10 value with high demand rate according to SN 31920 | 100 000 |
| proportion of dangerous failures | |
| <ul style="list-style-type: none"> with low demand rate according to SN 31920 with high demand rate according to SN 31920 | 20 % 20 % |
| failure rate [FIT] with low demand rate according to SN 31920 | 100 FIT |
| Ambient conditions | |
| ambient temperature | |
| <ul style="list-style-type: none"> during operation during storage | -25 ... +70 °C -40 ... +80 °C |
| environmental category during operation according to IEC 60721 | 3M6, 3S2, 3B2, 3C3, 3K6 (with relative air humidity of 10 ... 95%, no condensation in operation permitted for all devices behind front panel) |
| Installation/ mounting/ dimensions | |
| fastening method | |
| <ul style="list-style-type: none"> of modules and accessories | front plate mounting Front plate mounting |
| height | 40 mm |
| width | 30 mm |
| shape of the installation opening | round |
| mounting diameter | 22.3 mm |
| positive tolerance of installation diameter | 0.4 mm |

| | |
|--------------------|---------|
| mounting height | 46.4 mm |
| installation width | 75 mm |
| installation depth | 70.6 mm |

| Accessories | |
|--------------------------|----------------|
| number of backing plates | 1 |
| marking of backing plate | EMERGENCY-STOP |
| color of backing plate | Yellow |

| Certificates/ approvals | |
|--------------------------|---------------------------|
| General Product Approval | Declaration of Conformity |



[Confirmation](#)



EG-Konf.

| | | |
|---------------------------|-------------------|-------------------|
| Declaration of Conformity | Test Certificates | Marine / Shipping |
|---------------------------|-------------------|-------------------|



[Type Test Certificates/Test Report](#)

[Special Test Certificate](#)



ABS

LRS

PRS

| | |
|-------------------|-------|
| Marine / Shipping | other |
|-------------------|-------|



[Confirmation](#)

[Environmental Confirmations](#)

RINA

RMRS

Further information

Information- and Downloadcenter (Catalogs, Brochures,...)

<https://www.siemens.com/ic10>

Industry Mall (Online ordering system)

<https://mall.industry.siemens.com/mall/en/en/Catalog/product?mlfb=3SU1150-1HA20-1FH0>

Cax online generator

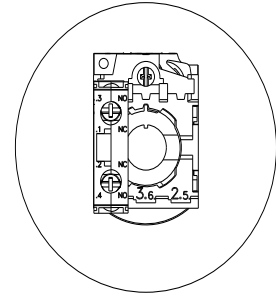
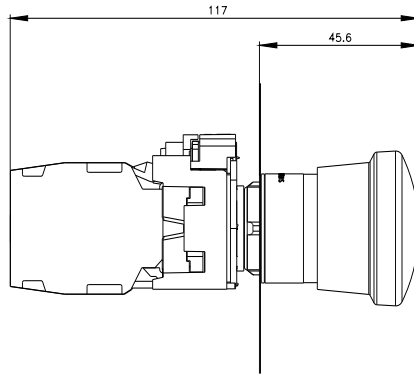

<http://support.automation.siemens.com/WW/CAXorder/default.aspx?lang=en&mlfb=3SU1150-1HA20-1FH0>

Service&Support (Manuals, Certificates, Characteristics, FAQs,...)

<https://support.industry.siemens.com/cs/ww/en/ps/3SU1150-1HA20-1FH0>

Image database (product images, 2D dimension drawings, 3D models, device circuit diagrams, EPLAN macros, ...)

http://www.automation.siemens.com/bilddb/cax_de.aspx?mlfb=3SU1150-1HA20-1FH0&lang=en



last modified:

1/27/2022 