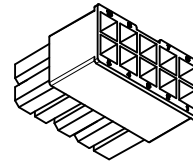
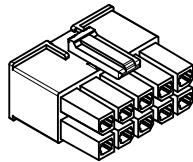
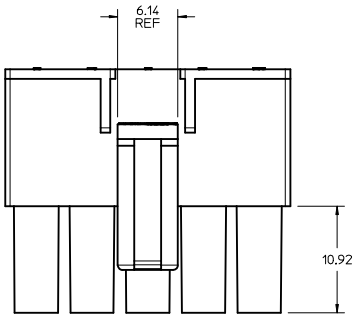
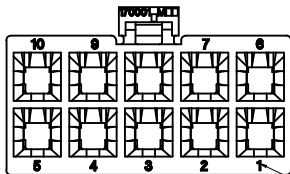
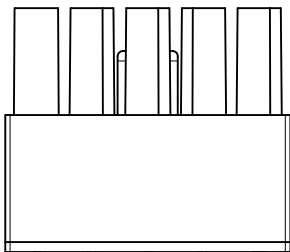
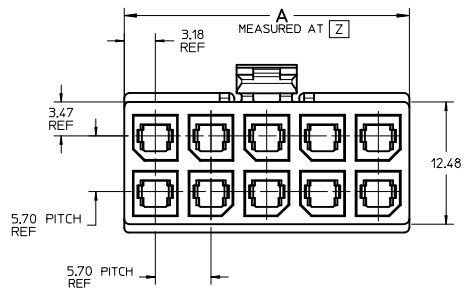
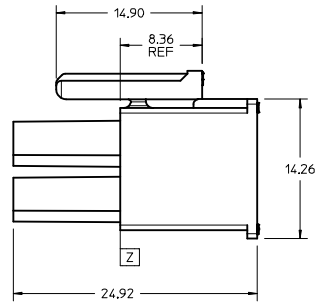


CKT NO	PART NO	DIM A
2	170001-0102	8.35
4	170001-0104	12.05
6	170001-0106	17.75
8	170001-0108	23.45 ^{+0.40} _{-0.25}
10	170001-0110	29.15 ^{+0.40} _{-0.25}
12	170001-0112	34.85 ^{+0.40} _{-0.25}



170001-0110



CIRCUIT #

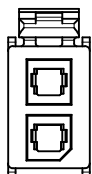
NOTES:

1. MATERIAL:
HOUSING: NYLON, UL94V-2, GLOW WIRE CAPABLE PER IEC-60335-1 5TH EDITION, COLOR: BLACK.
2. FINISH: NOT APPLICABLE.
3. PRODUCT SPECIFICATION PS-76823-100.
4. PACKAGING BULK PACK PER PK-170001-001.
5. PART MATES WITH MOLEX SERIES NUMBER 76825, 172064, 76829 AND 172065.
6. PART IS FOR USE WITH MOLEX FEMALE TERMINALS 76823 OR 172063 SERIES.
7. APPLICATION SPECIFICATION: AS-76823-100.
8. PARTS CONFORM TO CLASS 'B' REQUIREMENTS OF COSMETIC SPECIFICATION PS-45499-002 WITH THE EXCEPTION OF DISCOLORATION MEETS CLASS 'C' REQUIREMENTS.

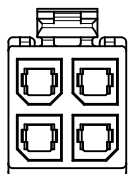
REVISE RIBS IEC NO: UCP2015-2016 2015/01/09 DRAWN: BELL 2015/01/09 CHKD: BELL 2015/03/10 APPR: SMITH 2015/03/10	QUALITY SYMBOLS	GENERAL TOLERANCES (UNLESS SPECIFIED)	DIMENSION STYLE	SCALE	DESIGN UNITS	THIRD ANGLE PROJECTION	
	▽=0	4 PLACES ±0.25	MM ONLY	4:1	METRIC		
	▽=0	3 PLACES ±0.25					
	▽=0	2 PLACES ±0.25					
		ANGULAR ±1/2°	DRAWN BY	DATE	TITLE		
		DRAFT WHERE APPLICABLE MUST REMAIN WITHIN DIMENSIONS	MKARADIMAS	2010/11/23	MEGA-FIT RECEPTACLE HOUSING 2-12 CKT GLOW WIRE		
			CHECKED BY	DATE			
			APPROVED BY	DATE			
			APATEL	2012/06/13			
			MATERIAL NO.	DOCUMENT NO.			
			SEE CHART	SD-170001-0100			
			SIZE			SHEET NO.	
						1 OF 2	
			THIS DRAWING CONTAINS INFORMATION THAT IS PROPRIETARY TO MOLEX INCORPORATED AND SHOULD NOT BE USED WITHOUT WRITTEN PERMISSION				

20 19 18 17 16 15 14 13 12 11 10 9 8 7 6 5 4 3 2 1

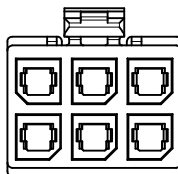
2 CKTS



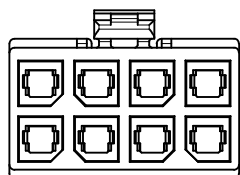
4 CKT



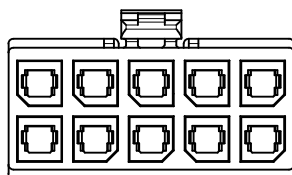
6 CKT



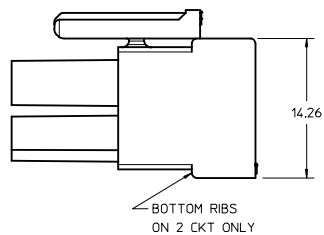
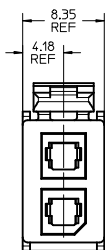
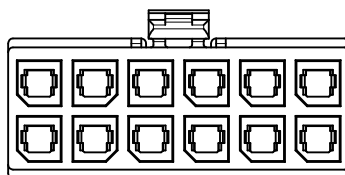
8 CKT



10 CKTS



12 CKTS

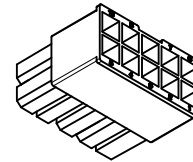
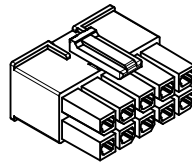
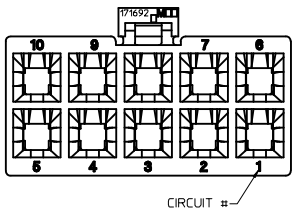
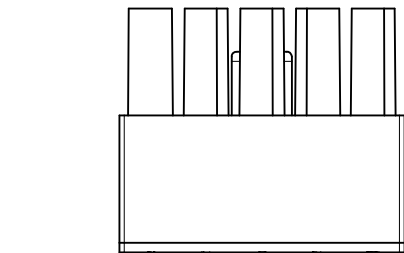
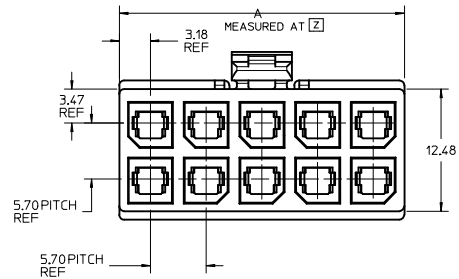
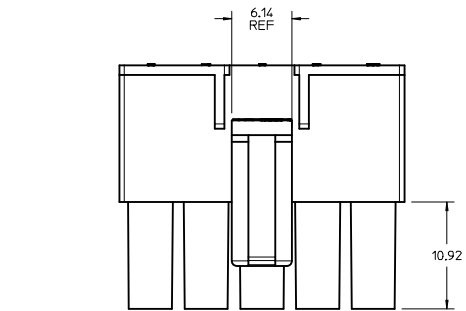


170001-0102

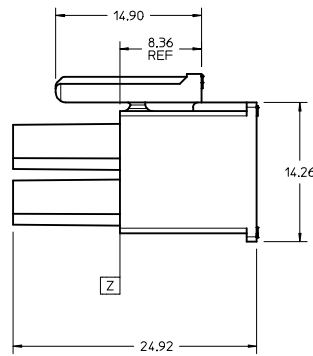
SEE SHT 1 IEC NO: UCP2015-2016 DRAWN: BELL 2015/01/09 CHECKED: BELL 2015/01/09 APPR: FSW TH 2015/03/10 REV DESCRIPTION	QUALITY SYMBOLS	GENERAL TOLERANCES (UNLESS SPECIFIED)	DIMENSION STYLE	SCALE	DESIGN UNITS	THIRD ANGLE PROJECTION
	▽=0	mm INCH	MM ONLY	4:1	METRIC	☉
	▽=0	4 PLACES ± --- ± --- 3 PLACES ± --- ± --- 2 PLACES ± 0.25 ± --- 1 PLACE ± --- ± --- 0 PLACE ± ±	DRAWN BY DATE MKARADIMAS 2010/11/23	CHECKED BY DATE	TITLE MEGA-FIT RECEPTACLE HOUSING 2-12 CKT GLOW WIRE	
	▽=0	ANGULAR ±1/2° DRAFT WHERE APPLICABLE MUST REMAIN WITHIN DIMENSIONS	APPROVED BY DATE APATEL 2012/06/13	MATERIAL NO. SEE CHART	DOCUMENT NO. SD-170001-0100	SHEET NO. 2 OF 2

19 18 17 16 15 14 13 12 11 10 9 8 7 6 5 4 3 2 1

CKT NO	PART NO	DIM A
2	171692-0102	8.35
4	171692-0104	12.05
6	171692-0106	17.75
8	171692-0108	23.45 +0.40
10	171692-0110	29.15 +0.40
12	171692-0112	34.85 +0.40



171692-0110



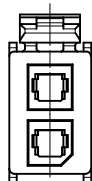
NOTES:

- MATERIAL:
HOUSING: PBT, UL 94V-0, COLOR: BLACK.
- FINISH: NOT APPLICABLE.
- PRODUCT SPECIFICATION: PS-76823-100.
- PACKAGING: BULK PACK PER PK-170001-001
- PART MATES WITH MOLEX SERIES NUMBERS 76825, 76829, 172064, AND 172065.
- PART IS FOR USE WITH MOLEX FEMALE TERMINAL 76823 OR 172063 SERIES.
- APPLICATION SPECIFICATION: AS-76823-100.
- PARTS CONFORM TO CLASS B REQUIREMENTS OF COSMETIC SPECIFICATION PS-45499-002 WITH THE EXCEPTION OF DISCOLORATION MEETS CLASS "C" REQUIREMENTS.

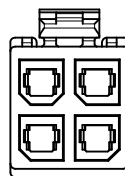
REV	DESCRIPTION	QUALITY SYMBOLS	GENERAL TOLERANCES (UNLESS SPECIFIED)		DIMENSION STYLE		SCALE	DESIGN UNITS	THIRD ANGLE PROJECTION
			mm	INCH	MM ONLY	INCH			
1	REVISIONS	▽=0	4 PLACES ±---	±---	MM ONLY	INCH	4:1	METRIC	THIRD ANGLE PROJECTION
2	REVISED	▽=0	3 PLACES ±---	±---	MM ONLY	INCH	4:1	METRIC	THIRD ANGLE PROJECTION
3	REVISED	▽=0	2 PLACES ±0.25	±---	MM ONLY	INCH	4:1	METRIC	THIRD ANGLE PROJECTION
4	REVISED	▽=0	1 PLACE ±---	±---	MM ONLY	INCH	4:1	METRIC	THIRD ANGLE PROJECTION
5	REVISED	▽=0	0 PLACE ±---	±---	MM ONLY	INCH	4:1	METRIC	THIRD ANGLE PROJECTION
			ANGULAR ±1/2°		SEE CHART				
			DRAFT WHERE APPLICABLE MUST REMAIN WITHIN DIMENSIONS		SEE CHART				
					MATERIAL NO.		DOCUMENT NO.		SHEET NO.
					SD-171692-0100		SD-171692-0100		1 OF 2
<p>THIS DRAWING CONTAINS INFORMATION THAT IS PROPRIETARY TO MOLEX INCORPORATED AND SHOULD NOT BE USED WITHOUT WRITTEN PERMISSION</p>									

20 19 18 17 16 15 14 13 12 11 10 9 8 7 6 5 4 3 2 1

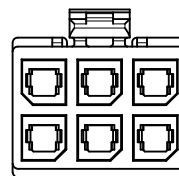
2 CKTS



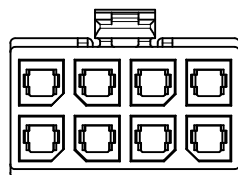
4 CKT



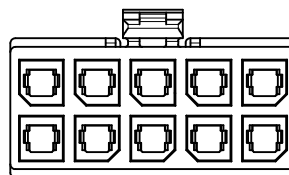
6 CKT



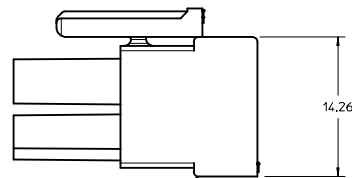
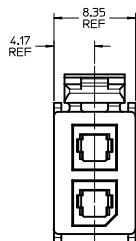
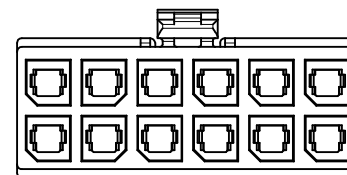
8 CKT



10 CKTS



12 CKTS



BOTTOM RIB ON
2 CKT ONLY

171692-0102

SEE SHT 1 IEC NO: UCP2015-2016 DRAWN: J.BELL 2015/01/09 CHECKED: J.BELL 2015/01/09 APPROVED: F.S.M.T.H. 2015/03/10	QUALITY SYMBOLS	GENERAL TOLERANCES (UNLESS SPECIFIED)	DIMENSION STYLE	SCALE	DESIGN UNITS	THIRD ANGLE PROJECTION	
	∇=0 ∇=0 ∇=0	mm INCH 4 PLACES ± --- ± --- 3 PLACES ± --- ± --- 2 PLACES ± 0.25 ± --- 1 PLACE ± --- ± --- 0 PLACE ± --- ± ---	MM ONLY	4:1	METRIC	DRAWN BY: MKARADIMAS DATE: 2012/08/01 CHECKED BY: A. PATEL DATE: 2012/08/17 APPROVED BY: APATEL	TITLE: MEGA-FIT RECEPTACLE HOUSING 2-12 CKT MATERIAL NO. SEE CHART DOCUMENT NO. SD-171692-0100
	DRAFT WHERE APPLICABLE MUST REMAIN WITHIN DIMENSIONS	ANGULAR ±1/2° SIZE D	THIS DRAWING CONTAINS INFORMATION THAT IS PROPRIETARY TO MOLEX INCORPORATED AND SHOULD NOT BE USED WITHOUT WRITTEN PERMISSION	SHEET NO. 2 OF 2			

19 18 17 16 15 14 13 12 11 10 9 8 7 6 5 4 3 2 1