

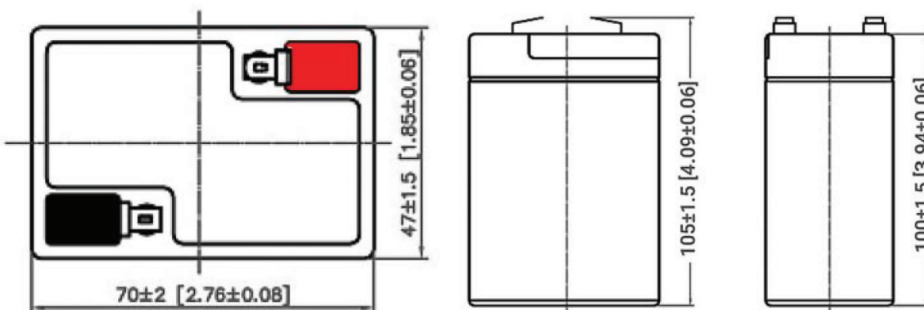
<b>Capacity (25°C)</b>	20HR (0.23A, 5.25V) = 4.60AH 10HR (0.43A, 5.25V) = 4.30AH 5HR (0.79A, 5.25V) = 3.95AH 1HR (2.65A, 5.25V) = 2.65AH
<b>Operating Temperature Range</b>	Charge = -15°C to +50°C Discharge = -20°C to +60°C Storage = -20°C to +60°C
<b>Approx. Weight</b>	0.65kg
<b>Internal Resistance</b>	Fully charged at 25°C : ≤ 25mΩ
<b>Self Discharge</b>	3% per month at (25°C)
<b>Capacity Affected by Temp. (20HR)</b>	40°C = 102% 25°C = 100% 0°C = 85% -15°C = 65%
<b>Charge Voltage (25°C)</b>	Cycle Use = 7.20-7.35V (-15mV/°C) Max Current = 1.20A Float Use = 6.75-6.90V (-10mV/°C)
<b>Dimensions (Nominal)</b>	Length: 70mm (2.76 in.) Width: 47mm (1.85 in.) Height: 100mm (3.94 in.) Total Height: 105mm (4.13 in.)

- Completely sealed, maintenance-free, low self-discharge
- State of the art AGM and grid alloy formula technology
- Non-spillable, stable quality and high reliability with excellent re-charging performance
- Floating and standby use up to: 5 years
- Cycle use: Up to 260 cycles at 100% DoD
- Cycle use: Up to 500 Cycles at 50% DoD
- Container and Cover Material – ABS UL94-HB (optional UL94-V0)
- Transportation - D.O.T., I.A.T.A. & F.A.A.





## ■ APPLICATIONS

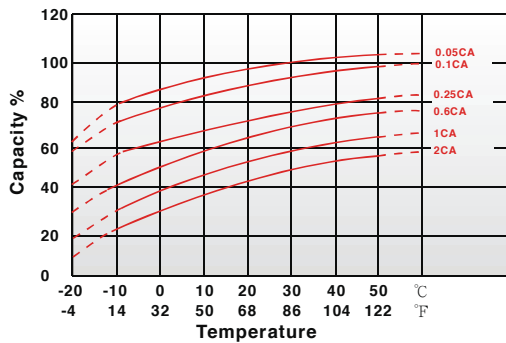
- |                    |                          |                           |
|--------------------|--------------------------|---------------------------|
| Multipurpose       | Alarm & Security System  | DC Power Supply           |
| Telecommunications | Comm. Power Supply       | Auto Control System       |
| UPS                | Elec. Power System (EPS) | Traffic Control Signaling |
| Medical Equipment  | Emergency Backup Power   | Emergency Lighting        |



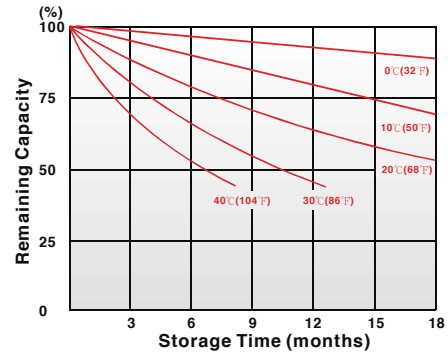
### Terminal Type

- F1**  0.187" x 0.032" quick disconnect tabs
- F2**  0.250" x 0.032" quick disconnect tabs

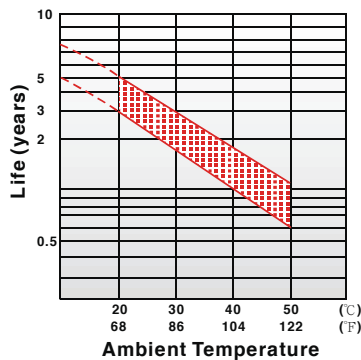
**Effect of Temperature on Capacity 25°C (77°F)**



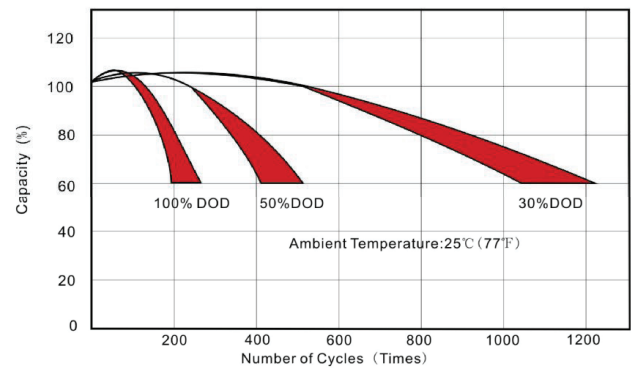
**Capacity Retention Characteristic**



**Trickle (or Float) Service Life**



**Cycle Service Life**



**Regular Charge / Float Charge / Storage**

- Charging voltage temperature compensation needs to be applied when temperature is below 0°C and above +45°C.
- Charging in temperatures below 0°C, the charge current should not exceed 0.1C as the core battery temperature can increase rapidly and damage the battery.
- During floating charge or when in storage, the life of the battery is cut in half for every 8°C temperature rise over 25°C.

**Discharge**

- Discharging at elevated temperatures improves performance of the battery yet shortens its life due to accelerated aging.
- Low temperature affects the battery internal resistance and lowers its capacity. The battery provides 100% specified capacity at 25°C. It will deliver 50% of its stated capacity at -20°C with 0.1C discharge current and 20% with 2C discharge current.

**Constant Current Discharge (A) at 25°C (77°F)**

F.V/Time	5min	10min	15min	30min	1h	2h	3h	4h	5h	8h	10h	20h
1.60V	17.31	11.40	8.498	4.918	2.870	1.694	1.231	0.980	0.828	0.553	0.450	0.234
1.65V	16.68	11.06	8.276	4.810	2.817	1.669	1.215	0.968	0.818	0.547	0.446	0.232
1.70V	15.87	10.62	7.983	4.667	2.747	1.636	1.193	0.952	0.805	0.540	0.440	0.230
1.75V	14.82	10.04	7.602	4.480	2.654	1.592	1.164	0.930	0.788	0.530	0.433	0.227
1.80V	13.51	9.304	7.111	4.238	2.533	1.535	1.126	0.902	0.766	0.517	0.423	0.222
1.85V	11.88	8.382	6.492	3.929	2.378	1.460	1.076	0.865	0.737	0.500	0.409	0.216

**Constant Power Discharge (W) at 25°C (77°F)**

F.V/Time	5min	10min	15min	30min	1h	2h	3h	4h	5h	8h	10h	20h
1.60V	29.79	19.67	15.08	9.07	5.45	3.26	2.39	1.91	1.62	1.10	0.90	0.47
1.65V	29.47	19.59	14.99	9.00	5.40	3.23	2.37	1.90	1.61	1.09	0.89	0.47
1.70V	28.35	19.01	14.59	8.78	5.29	3.18	2.33	1.87	1.59	1.08	0.88	0.46
1.75V	26.96	18.31	14.09	8.52	5.13	3.11	2.29	1.83	1.56	1.06	0.87	0.45
1.80V	24.99	17.26	13.37	8.14	4.92	3.01	2.22	1.78	1.52	1.03	0.85	0.45
1.85V	22.38	15.82	12.38	7.62	4.65	2.88	2.13	1.72	1.47	1.00	0.82	0.44