


Data sheet | Item number: 289-445

Interface module; with solder pin; Male connector; 9-pole; Mating connector with solder connection; Vertical mounting; PCB terminal blocks, double-row; with mounting feet; 2,50 mm²

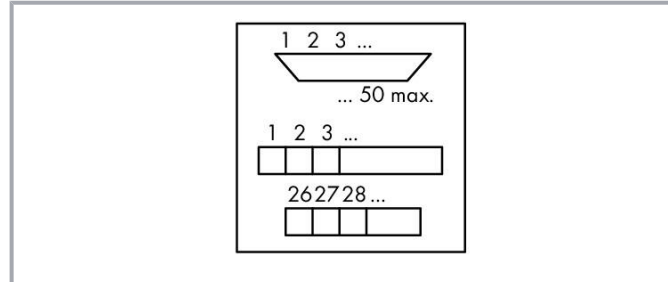


www.wago.com/289-445



 Picture differs from the item.

Similar to picture



Data

Electrical data

Operating voltage	≤30 VAC; ≤50 VDC
Nominal current	1 A
Contact resistance (max.)	30 mΩ

Safety and protection

Rated voltage	50 V
Rated surge voltage	0.8 kV
Pollution degree	2
Protection type	IP00; Notice! Live parts can be easily touched! Protection against direct contact must be provided by the equipment manufacturer, e.g., using a WAGO 709 Series Cover (see "Accessories") or a similar cover. The installation guidelines must be observed for each individual application.

Subject to changes. Please also observe the further product documentation!

WAGO GmbH & Co. KG
Hansastr. 27
32423 Minden
Phone: +49571 887-0 | Fax: +49571 887-169
Email: info.de@wago.com | Web: www.wago.com

Do you have any questions about our products?
We are always happy to take your call at +49 (571) 887-44222.



Insulation type	Basic insulation
-----------------	------------------

Connection data

Performance level	2 / 200 mating cycles
Strain relief	UNC 4-40 stud bolt

Connection 1

Connector	D-subminiature male connector
Pole number 1	9
Connection type 1	System
Note (conductor cross-section)	12 AWG: THHN, THWN
Mating direction	vertical
For mating connector	with solder contact
Connection type	Male connector; D-sub/HD D-sub

Connection 2

Design 2	PCB terminal blocks (double-row)
Pole number 2	9
Connection type 2	Field
Connection technology 2	CAGE CLAMP®
WAGO connector 2	WAGO 236 Series
Solid conductor 2	0.08 ... 2.5 mm ² / 28 ... 12 AWG
Fine-stranded conductor 2	0.08 ... 2.5 mm ² / 28 ... 12 AWG
Strip length 2	5 ... 6 mm / 0.2 ... 0.24 inches

Physical data

Width	38 mm / 1.496 inches
Height	63.5 mm / 2.5 inches
Depth from upper-edge of DIN-rail	19 mm / 0.748 inches

Mechanical Data

Mounting type	DIN-35 rail
Housing design	PCB with mounting feet

Subject to changes. Please also observe the further product documentation!



Material Data

Contact material (connector)	Au over Ni
Fire load	0.054 MJ
Weight	24.7 g

Environmental requirements

Ambient temperature (operation)	-20 ... +50 °C
Ambient temperature (storage)	-40 ... +70 °C
Relative humidity	85% (non-condensing)
Operating altitude (max.)	2000 m

Standards and specifications

Standards/specifications	EN 61010-2-201
--------------------------	----------------

Commercial data

Product Group	6 (INTERFACE ELECTRONIC)
eCl@ss 10.0	27-14-11-52
eCl@ss 9.0	27-14-11-52
ETIM 8.0	EC002780
ETIM 7.0	EC002780
PU (SPU)	25 (1) pcs
Packaging type	box
Country of origin	DE
GTIN	4045454367107
Customs tariff number	85366990990

Environmental Product Compliance

CAS-No.	7439-92-1
REACH Candidate List Substance	Lead
RoHS Compliance Status	Compliant,With Exemption
RoHS Exemption	6(c) 7(a) 7(c)-I 7(c)-II
SCIP notification number (Austria)	f6f34124-5997-4bb6-88cb-79a4ea0d10c1
SCIP notification number (Belgium)	dc3fac1c-474a-433e-9cd1-9f7975dfe386

Subject to changes. Please also observe the further product documentation!

WAGO GmbH & Co. KG
 Hansastr. 27
 32423 Minden
 Phone: +49571 887-0 | Fax: +49571 887-169
 Email: info.de@wago.com | Web: www.wago.com

Do you have any questions about our products?
 We are always happy to take your call at +49 (571) 887-44222.

SCIP notification number (Bulgaria)	8425726f-12d2-41d2-9a80-1cc6b1e5f065
SCIP notification number (Czech Republic)	340c1a7e-0ebb-4888-b6f5-bf608ed6087d
SCIP notification number (Denmark)	c49092f0-5d30-4da8-9899-aa4a424a7211
SCIP notification number (Finland)	008676ad-47b0-422c-adb2-3577ac7e7a96
SCIP notification number (France)	235af48a-fad9-4e4b-aaeb-70f2e2e6e263
SCIP notification number (Germany)	242f2721-9f4e-42c8-8906-3342d83893dd
SCIP notification number (Hungary)	611c15b2-4a1a-437f-86e4-00ba7f72c599
SCIP notification number (Italy)	9574028a-336b-4d6d-a799-9bda0cef6376
SCIP notification number (Netherlands)	f1ab783c-f94a-4563-8e8f-6cb329511767
SCIP notification number (Poland)	018b6a92-3b87-4572-8e3b-75ba6f269d35
SCIP notification number (Romania)	c7b81add-4814-496d-9a18-5a9c6295321f
SCIP notification number (Sweden)	f4611b51-97c4-428b-a913-efd74126e58c

Optional accessories

Mounting

Cover carrier


Item no.: 709-167

Cover carrier; Type 1; incl. fixing/retaining screws and knurled nut; suitable for 279 to 282 and 880 Series rail-mounted terminal blocks; suitable for 264 Series miniature rail-mounted terminal blocks; suitable for 270 Series sensor and actuator terminal blocks; gray

www.wago.com/709-167

Cover


Item no.: 709-153

Cover; Type 1; suitable for cover carrier, type 1; 1 m long; transparent

www.wago.com/709-153

Tool

Operating tool


Item no.: 210-720

Operating tool; Blade: 3.5 x 0.5 mm; with a partially insulated shaft; multicoloured

www.wago.com/210-720

Downloads

Documentation

Bid Text

289-445	2015 Feb 6	doc	Download
doc - Datei		26.6 kB	

Instruction Leaflet

pdf Download

Subject to changes. Please also observe the further product documentation!



1.3 MB

Additional Information

Disposal and Recycling	V 1.1.0	pdf	Download
Electrical and electronic equipment, Batteries, Packaging	2022 Aug 18	2.2 MB	

CAD/CAE-Data

CAD data

2D/3D Models 289-445	URL	Download
----------------------	-----	----------

CAE data

ZUKEN Portal 289-445	URL	Download
----------------------	-----	----------

WSCAD Universe 289-445	URL	Download
------------------------	-----	----------

EPLAN Data Portal 289-445	URL	Download
---------------------------	-----	----------

Environmental Product Compliance

Compliance Search


Environmental Product Compliance 289-445	URL	Download
--	-----	----------

Interface module; with solder pin; Male connector; 9-pole; Mating connector with solder connection; Vertical mounting; PCB terminal blocks, double-row; with mounting feet; 2,50 mm²


Installation Notes

Conductor termination

Subject to changes. Please also observe the further product documentation!



Conductor termination – screwdriver actuation parallel to conductor entry



Conductor termination – screwdriver actuation perpendicular to conductor entry

Subject to changes. Please also observe the further product documentation!