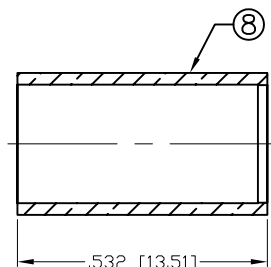
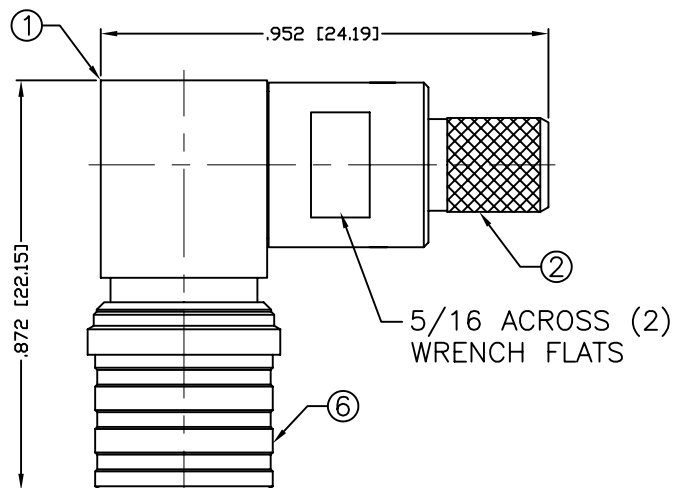


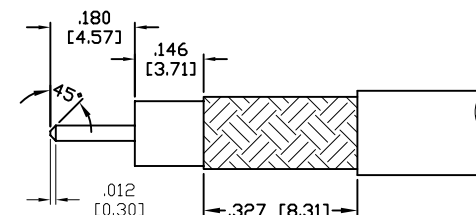
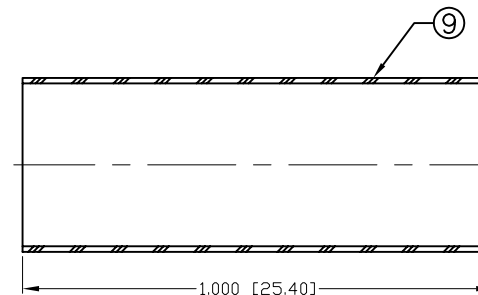
PART NO.

RQA-5010-8X

REV	DESCRIPTION	DWN	DATE	APPROVED
-	ENGINEERING RELEASE	CZS	06/18/07	JDMc
A	ADDED WRENCH FLAT NOTE	JDM	5/19/08	JDMc



RECOMMENDED CRIMP DIE: .255"



RECOMMENDED STRIPPING DIMENSIONS

SPECIFICATIONS:

IMPEDANCE: 50 Ohms

FREQUENCY RANGE: 0-6+ GHz

INSULATION RESISTANCE: 5k M Ohms min.

TEMPERATURE RANGE: -65°C TO 165°C

FOR RG-8/X, BELDEN 9258, MAXRAD M8X-100 &

M8X-1000, MICRO 8/U, REMEE 1600, SAXTON 8315 &

TIMES LMR-240 & LMR-240 ULTRAFLEX CABLE

9	TUBING	1	HEAT SHRINK	---
8	FERRULE	1	COPPER	WHITE BRONZE, 80μ"
7	GROUND RING	1	PHOSPHOR BRONZE	WHITE BRONZE, 80μ"
6	SHELL	1	BRASS	WHITE BRONZE, 80μ"
5	CONTACT	1	Be.Cu.	GOLD, 30μ"
4	INSULATOR	1	PTFE	---
3	INSULATOR	1	PTFE	---
2	PRESS BODY	1	BRASS	WHITE BRONZE, 80μ"
1	BODY	1	BRASS	WHITE BRONZE, 80μ"
#	DESCRIPTION	QTY	MATERIAL	FINISH

CUSTOMER
OUTLINE DRAWINGALL DIMENSIONS
ARE REFERENCE ONLYUNLESS OTHERWISE SPECIFIED:
DIMENSIONS ARE IN INCHES
AND [MILLIMETERS]DRAWN
C. ZUNIGA 05/08/08

CHECKED

ORJ DRAWN
C. ZUNIGA 05/08/08**RoHS
COMPLIANT**

PROPRIETARY AND CONFIDENTIAL
THIS DRAWING CONTAINS
INFORMATION PROPRIETARY TO
RF INDUSTRIES. ANY
UNAUTHORIZED USE OF THIS
DRAWING IS EXPRESSLY
PROHIBITED WITHOUT WRITTEN
PERMISSION FROM RF
INDUSTRIES. ANY VIOLATION IS
PUNISHABLE UNDER U.S.
COPYRIGHT LAWS.

RFconnectors
DIVISION OF RF INDUSTRIES, LTD.7610 MIRAMAR RD.
SAN DIEGO, CA 92126
(858) 549-6340
(858) 549-6345 FAX**QMA R/A PLUG, CRIMP
SOLDERLESS**

SIZE	CABLE GROUP	DWG NO.	REV
A	X	RQA-5010-8X	A
SCALE:	ENGINEERING ID:	SHEET 1 OF 1	
NTS	008974		