

# Ultrafast Recovery Diode

# FMXA-2102ST

## General Description

A combination of a new lifetime control technology and a thinner die realizes low power dissipation.

As a FRD for SW power supply secondary side rectification, this device has optimal characteristics for a high frequency rectification use.

## Applications


- PDP driver circuit.
- An output rectifier for SMPS, UPS, DC-DC converter.
- A Flywheel diode for the inverter and chopper.

## Features

- An excellent reverse recovery characteristic under high temperature
- An improved heat dissipation at a junction part thanks to a thinner die

Die Structure: Silicon Planer Diode (FRD)

## Package—TO220F



## Key Specifications

### Absolute maximum ratings

Parameter	Symbol	Unit	Rating
Transient Peak Reverse Voltage	VRSM	V	200
Peak Reverse Voltage	VRM	V	200
Average Forward Current	IF(AV)	A	10
Peak Surge Forward Current	IFSM	A	100

### Electrical characteristics

Parameter	Symbol	Unit	Rating	Conditions
Forward Voltage Drop	VF	V	1.2 max.	IF=5A
Reverse Leakage Current	IR	$\mu$ A	100 max.	VR=VRM
Reverse Leakage Current Under High Temperature	H•IR	mA	20 max.	VR=VRM, Tj=150°C
Reverse Recovery Time	trr	ns	25 max.	IF=IRP=500mA 90%Recovery point

## §1. Absolute Maximum Ratings and Electrical Characteristics

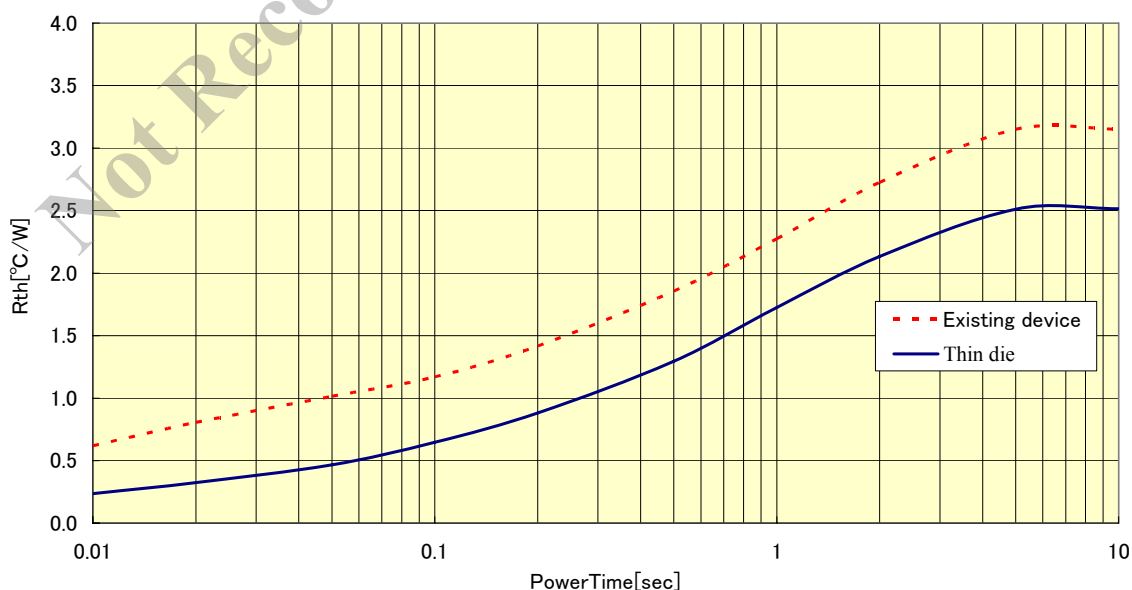
### • Absolute Maximum Ratings

No.	Item	Symbol	Unit	Rating	Conditions
1	Transient Peak Reverse Voltage	VRSM	V	200	
2	Peak Reverse Voltage	VRM	V	200	
3	Average Forward Current	IF(AV)	A	10	Refer to “§4 Derating”.
4	Peak Surge Forward Current	IFSM	A	100	10msec. Half sine-wave, one shot
5	I <sup>2</sup> t Limiting Value	I <sup>2</sup> t	A <sup>2</sup> S	50	1msec ≤ t ≤ 10msec
6	Junction Temperature	T <sub>j</sub>	°C	-40 to +150	
7	Storage Temperature	T <sub>stg</sub>	°C	-40 to +150	

### • Electrical Characteristics

No.	Item	Symbol	Unit	Rating	Conditions
1	Forward Voltage Drop	V <sub>F</sub>	V	1.2 max.	IF=5A
2	Reverse Leakage Current	I <sub>R</sub>	μA	100 max.	VR=VRM
3	Reverse Leakage Current Under High Temperature	H•I <sub>R</sub>	mA	20 max.	VR=VRM, T <sub>j</sub> =150°C
4	Reverse Recovery Time	trr	ns	25 max	IF=IRP=100mA 90% Recovery point
5	Thermal Resistance	R <sub>th(j-c)</sub>	°C/W	4.0 max.	Between Junction and case

Transitional thermal resistance graph (T<sub>j</sub>—T<sub>c</sub> Water-cooled fin)  
TO-220F(200V10A) Comparison (typ)

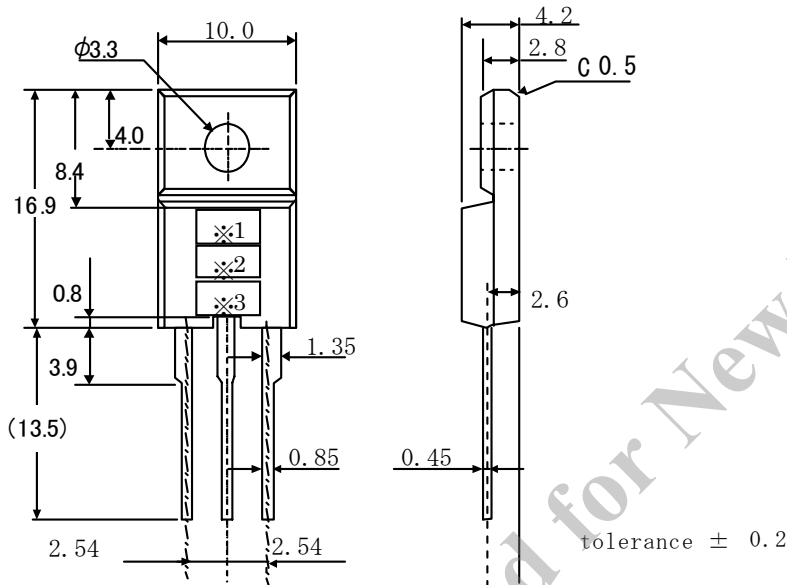


# FMXA-2102ST

March, 2006

## §2. Package information

2-1 Package type, physical dimensions and material



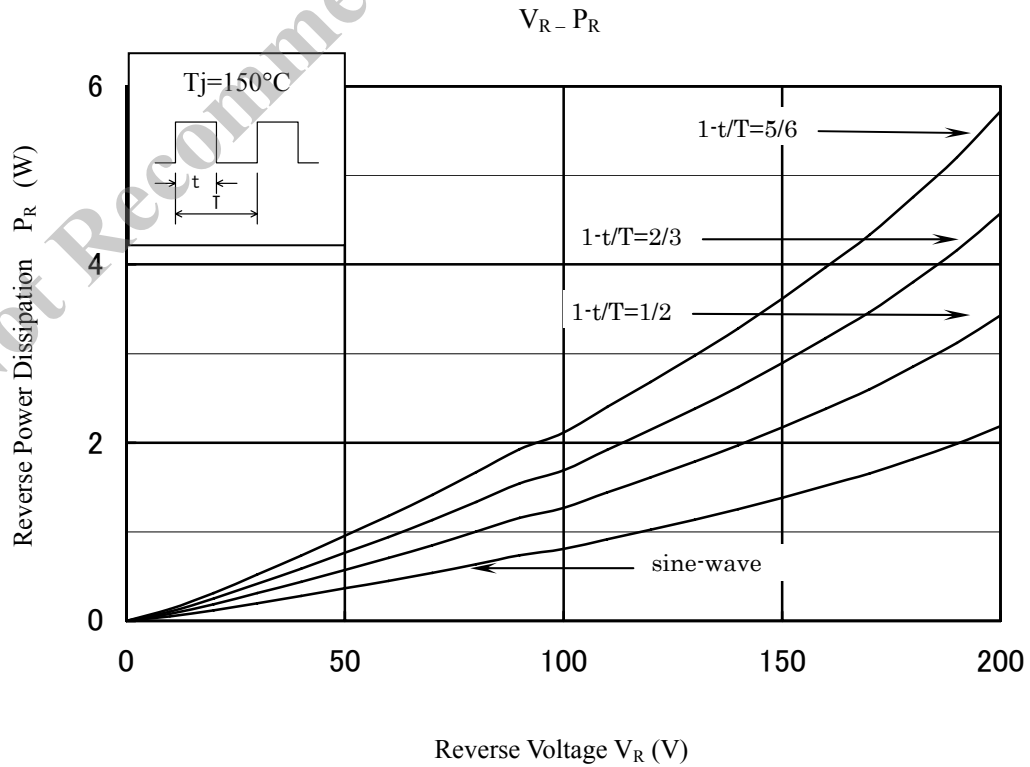
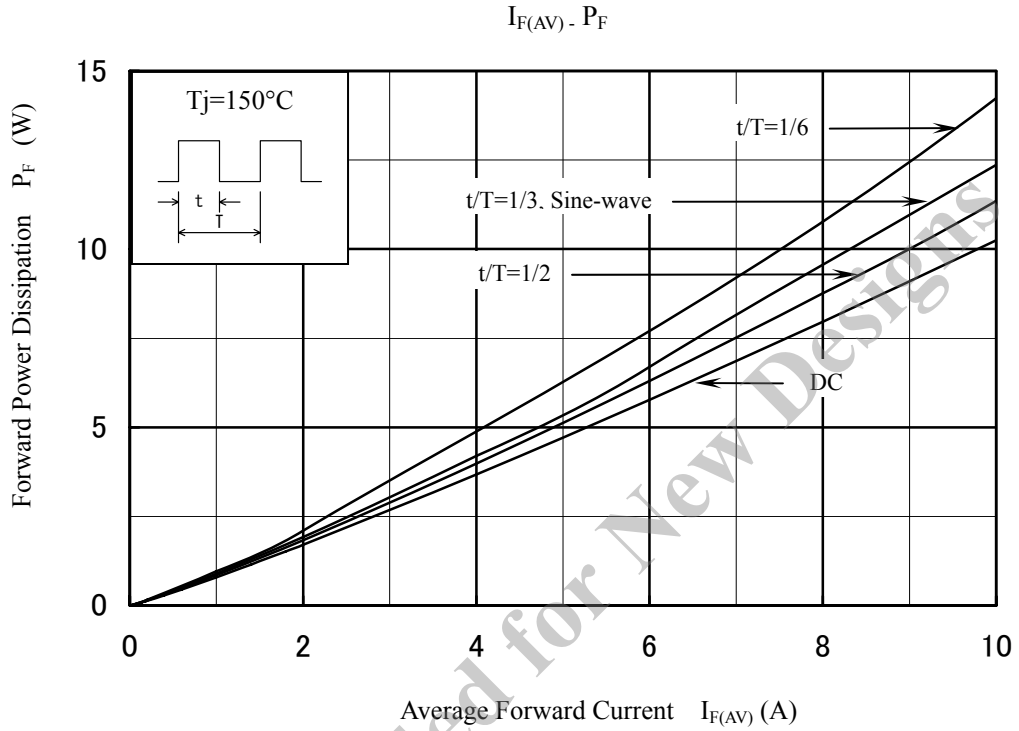
Unit: mm

## 2-2 Marking

Part Number	Marking		
	Type Name	Polarity	Lot number
FMXA-2102ST	XA2102	T	1st letter: Last digit of year 2nd letter: Month From 1 to 9 for Jan. to Sep., O for Oct., N for Nov., D for Dec. 3rd & 4th letter: Day ex. 6227 (Feb.,27, 2006)

# FMXA-2102ST

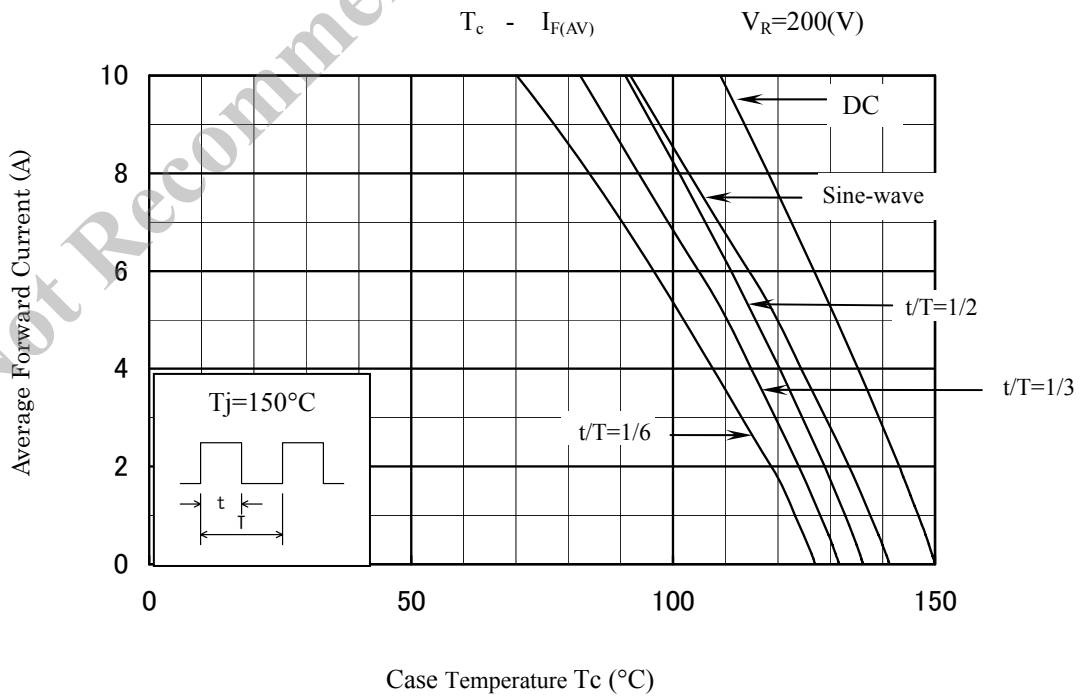
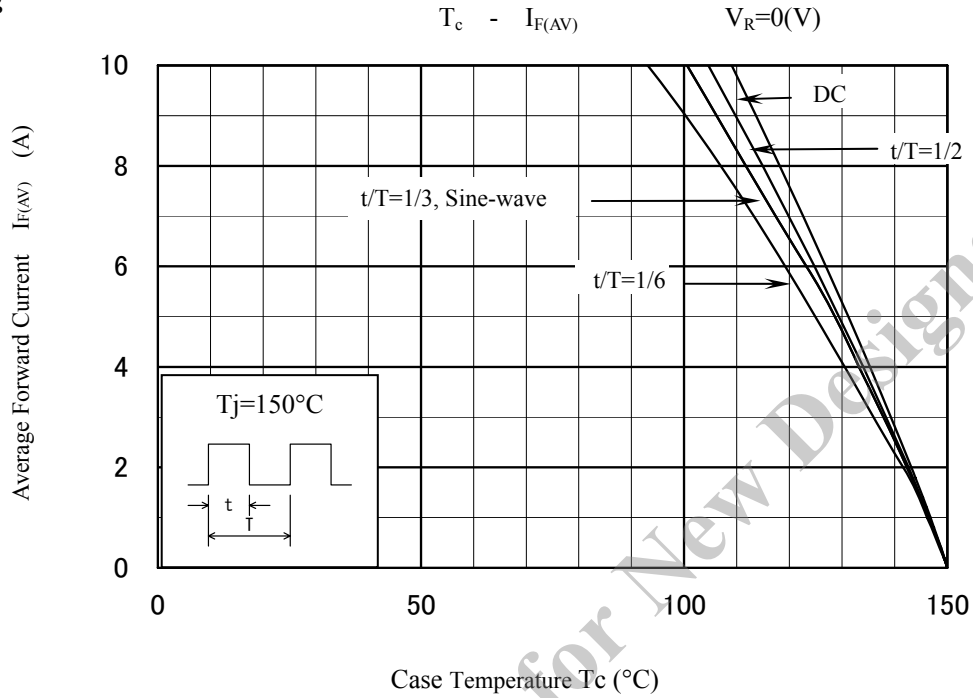
### §3. Characteristics



# FMXA-2102ST

March, 2006

### §4. Derating



## <Worldwide Contacts>

### Asia Pacific

#### China

##### **Sanken Electric Hong Kong Co., Ltd.**

Suite 1026 Ocean Centre, Canton Road, Tsimshatsui, Kowloon, Hong Kong

Tel: 852-2735-5262

Fax: 852-2735-5494

##### **Sanken Electric (Shanghai) Co., Ltd.**

Room3202, Maxdo Centre, Xingyi Road 8, Changning district, Shanghai, China

Tel: 86-21-5208-1177

Fax: 86-21-5208-1757

##### **Taiwan Sanken Electric Co., Ltd.**

Room 1801, 18th Floor, 88 Jung Shiau East Road, Sec. 2, Taipei 100, Taiwan R.O.C.

Tel: 886-2-2356-8161

Fax: 886-2-2356-8261

#### India

##### **Saket Devices Pvt. Ltd.**

Office No.13, First Floor, Bandal - Dhankude Plaza, Near PMT Depot, Paud Road, Kothrud, Pune - 411 038, India

Tel: 91-20-5621-2340

91-20-2528-5449

Fax: 91-20-2528-5459

#### Japan

##### **Sanken Electric Co., Ltd. Overseas Sales Headquarters**

Metropolitan Plaza Bldg. 1-11-1 Nishi-Ikebukuro, Toshima-ku, Tokyo 171-0021, Japan

Tel: 81-3-3986-6164

Fax: 81-3-3986-8637

#### Korea

##### **Sanken Electric Korea Co., Ltd.**

Mirae Asset Life Bldg. 6F, 168 Kongduk-dong, Mapo-ku, Seoul, 121-705, Korea

Tel: 82-2-714-3700

Fax: 82-2-3272-2145

#### Singapore

##### **Sanken Electric Singapore Pte. Ltd.**

150 Beach Road, #14-03 The Gateway West, Singapore 189720

Tel: 65-6291-4755

Fax: 65-6297-1744

# FMXA-2102ST

March, 2006

---

## Europe

### United Kingdom

#### **Sanken Power Systems (UK) Limited**

Pencoed Technology Park, Pencoed, Bridgend CF35 5HY. UK

Tel: 44-1656-869-100

Fax: 44-1656-869-162

## North America

### United States

#### **Allegro MicroSystems, Inc.**

115 Northeast Cutoff, Worcester, Massachusetts 01606, U.S.A.

Tel: 1-508-853-5000

Fax: 1-508-853-3353

#### **Allegro MicroSystems, Inc. (Southern California)**

14 Hughes Street, Suite B105, Irvine, CA 92618

Tel: 1-949-460-2003

Fax: 1-949-460-7837

*Not Recommended for New Designs*

## CAUTION / WARNING

- The information in this publication has been carefully checked and is believed to be accurate; however, no responsibility is assumed for inaccuracies.
  - Sanken reserves the right to make changes without further notice to any products herein in the interest of improvements in the performance, reliability, or manufacturability of its products.  
Before placing an order, Sanken advises its customers to obtain the latest version of the relevant information to verify that the information being relied upon is current.
  - Application and operation examples described in this catalog are quoted for the sole purpose of reference for the use of the products herein and Sanken can assume no responsibility for any infringement of industrial property rights, intellectual property rights or any other rights of Sanken or any third party which may result from its use.
  - When using the products herein, the applicability and suitability of such products for the intended purpose or object shall be reviewed at the users' responsibility.
  - Although Sanken undertakes to enhance the quality and reliability of its products, the occurrence of failure and defect of semiconductor products at a certain rate is inevitable. Users of Sanken products are requested to take, at their own risk, preventative measures including safety design of the equipment or systems against any possible injury, death, fires or damages to the society due to device failure or malfunction.
  - Sanken products listed in this catalog are designed and intended for the use as components in general purpose electronic equipment or apparatus (home appliances, office equipment, telecommunication equipment, measuring equipment, etc.). Before placing an order, the user's written consent to the specifications is requested.  
When considering the use of Sanken products in the applications where higher reliability is required (transportation equipment and its control systems, traffic signal control systems or equipment, fire/crime alarm systems, various safety devices, etc.), please contact your nearest Sanken sales representative to discuss and obtain written confirmation of your specifications. The use of Sanken products without the written consent of Sanken in the applications where extremely high reliability is required (aerospace equipment, nuclear power control systems, life support systems, etc.) is strictly prohibited.
  - Anti radioactive ray design is not considered for the products listed herein.
  - This publication shall not be reproduced in whole or in part without prior written approval from Sanken.
- 
- This is notification that you, as purchaser of the products/technology, are not allowed to perform any of the following:
    1. Resell or retransfer these products/technology to any party intending to disturb international peace and security.
    2. Use these products/technology yourself for activities disturbing international peace and security.
    3. Allow any other party to use these products/technology for activities disturbing international peace and security.Also, as purchaser of these products/technology, you agree to follow the procedures for the export or transfer of these products/technology, under the Foreign Exchange and Foreign Trade Law, when you export or transfer the products/technology abroad.