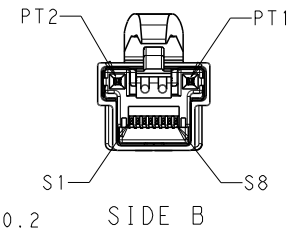
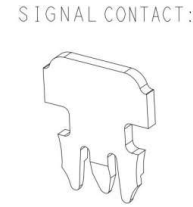
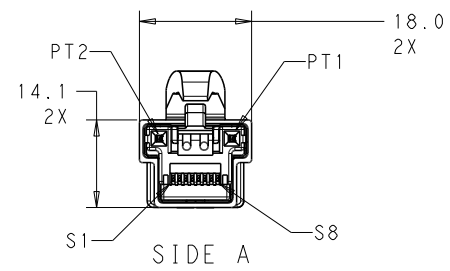
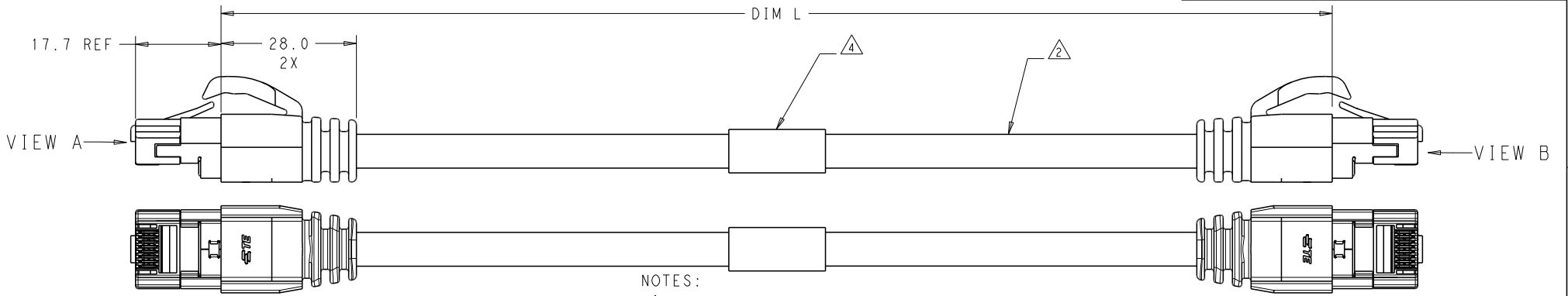


| LOC | DIST | REVISIONS                               |            |     |      |
|-----|------|---|------------|-----|------|
| P   | LTR  | DESCRIPTION                             | DATE       | DWN | APVD |
| B   |      | NOTES 1, 2 CHANGED, PN 21781127-5 ADDED | 25MAY2017  | TB  | MVD  |
| C   |      | HOUSING COLOR CHANGED                   | 08NOV2017  | GCM | MVD  |
| D   |      | CHANGED CONTACTS TO 3 TINES             | 01JULY2022 | XG  | SW   |



- NOTES:
- 1 MATERIALS AND FINISH:
    - HOUSING: PC, COLOR: CLEAR
    - CONTACTS: COPPER ALLOY
    - 3 TINES (SIGNAL CONTACTS) 1
    - FINISH: GOLD OVER NICKEL (SIGNAL CONTACTS)
    - GOLD OVER NICKEL (POWER CONTACTS)
    - CONNECTOR SHIELD: COPPER-ZINC ALLOY
    - FINISH: TIN OVER NICKEL
    - STRAIN RELIEF: TPV, COLOR: BLACK
  - 2 CABLE SPECIFICATION:
    - JACKET: TPE/93 A (LSZH-FT2) COLOR: RAL9017 BLACK, OD 6.4±0.2
    - SIGNAL CONDUCTORS: 4 PAIR, 24AWG SOLID (NON-SHIELDED)
    - POWER CONDUCTORS: QTY 2, 18AWG STRANDED
    - MINIMUM BEND RADIUS: 35MM
    - -20 TO 75°C TEMPERATURE RANGE
    - CONDUCTOR ISOLATION: FR-PE

3. MUST COMPLY WITH DIRECTIVE 2002/95/EC (ROHS)

4 LABEL CONTENT AS FOLLOWS:

|        |         |
|--------|---------|
| TE P/N | YY=YEAR |
| YYWW   | WW=WEEK |

5. CAT5e PERFORMANCE NOT ATTAINABLE IN CERTAIN APPLICATIONS DUE TO NON-SHIELDED SIGNAL CONDUCTORS WITHIN CABLE

6 250M RAW CABLE (W/O CONNECTORS) ON REEL  
 PACKED IN CARTON BOX  
 420 X 420 X 340MM.

|                 |           |
|-----------------|-----------|
| 250000.0±5000.0 | 2178127-5 |
| 25000.0±250.0   | 2178127-4 |
| 10000.0±100.0   | 2178127-3 |
| 5000.0±50.0     | 2178127-2 |
| 2000.0±20.0     | 2178127-1 |
| DIM "L"         | PART NO.  |

| SIGNAL WIRING DETAILS |                     |        |        |
|-----------------------|---------------------|--------|--------|
|                       | COLOR               | SIDE A | SIDE B |
| PAIR 2                | WHITE/ORANGE STRIPE | 1      | 1      |
|                       | ORANGE              | 2      | 2      |
| PAIR 1                | WHITE/GREEN STRIPE  | 3      | 3      |
|                       | BLUE                | 4      | 4      |
| PAIR 3                | WHITE/BLUE STRIPE   | 5      | 5      |
|                       | GREEN               | 6      | 6      |
| PAIR 4                | WHITE/BROWN STRIPE  | 7      | 7      |
|                       | BROWN               | 8      | 8      |

| POWER CABLE CONNECTION |       |        |        |
|------------------------|-------|--------|--------|
|                        | COLOR | SIDE A | SIDE B |
|                        | BLACK | PT1    | PT1    |
|                        | RED   | PT2    | PT2    |

THIS DRAWING IS A CONTROLLED DOCUMENT.

|                   |  |                           |  |
|-------------------|--|---------------------------|--|
| DIMENSIONS:<br>mm | TOLERANCES UNLESS OTHERWISE SPECIFIED:<br>0 PLC ±<br>1 PLC ±0.2<br>2 PLC ±0.13<br>3 PLC ±<br>4 PLC ± | APVD                      | NAME   |
| MATERIAL          | ANGLES FINISH  | PRODUCT SPEC<br>108-64022 | APPLICATION SPEC<br>114-32099                  |
| CUSTOMER DRAWING  |  | WEIGHT                    | SIZE CAGE CODE DRAWING NO<br>A200779 C=2178127 |

TE Connectivity  
 CABLE ASSEMBLY, CLOUDSPLITTER UNSHIELDED CABLE

SCALE: 7:4 SHEET 1 OF 1 REV D

Printed on 5 Jul 2022 20:51 (China Standard Time) from TFS38477