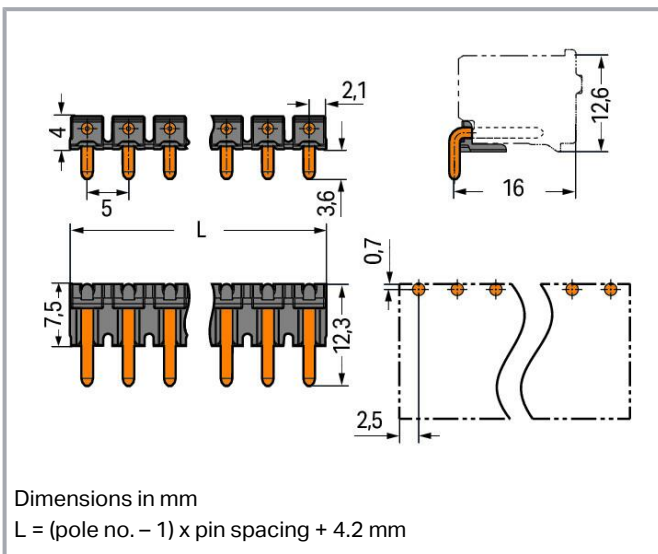
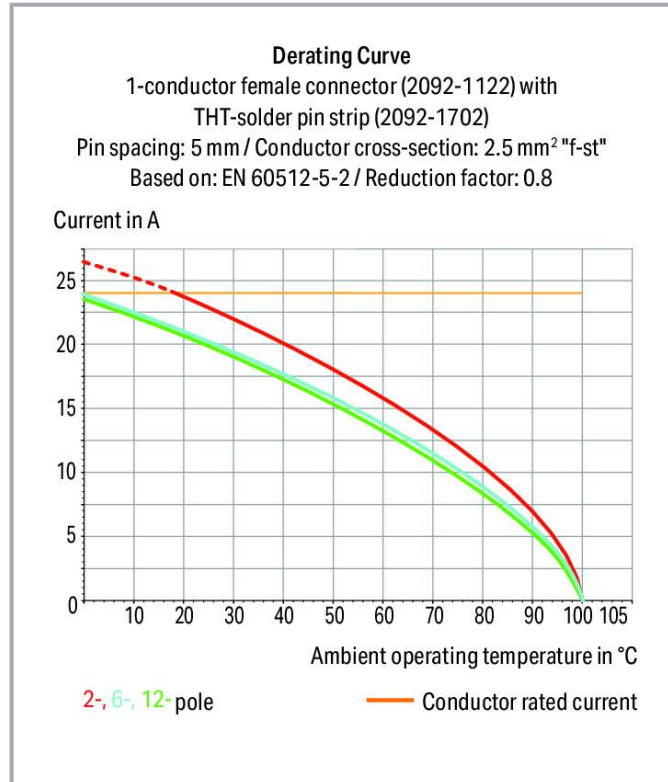



Data sheet | Item number: 2092-1722

THT male header; 1.4 mm Ø solder pin; angled; Pin spacing 5 mm; 2-pole; black



www.wago.com/2092-1722



Subject to changes. Please also observe the further product documentation!

WAGO GmbH & Co. KG
Hansastr. 27
32423 Minden
Phone: +49571 887-0 | Fax: +49571 887-169
Email: info.de@wago.com | Web: www.wago.com

Do you have any questions about our products?
We are always happy to take your call at +49 (571) 887-44222.



Item description

- Solder pin strips may be mounted horizontally or vertically via straight or angled solder pins
- Assembly of female connectors without loss of poles, allowing different functions to be divided within one solder pin strip

Data

Notes

Safety information

The **picoMAX® Pluggable Connection System** includes connectors without breaking capacity in accordance with DIN EN 61984. When used as intended, these connectors must not be connected /disconnected when live or under load. The circuit design should ensure header pins, which can be touched, are not live when unmated.

Electrical data

Ratings per IEC/EN

| Ratings per | IEC/EN 60664-1 |
|-------------------------------|---|
| Nominal voltage (III/3) | 250 V |
| Rated impulse voltage (III/3) | 4 kV |
| Rated voltage (III/2) | 320 V |
| Rated impulse voltage (III/2) | 4 kV |
| Nominal voltage (II/2) | 630 V |
| Rated surge voltage (II/2) | 4 kV |
| Rated current | 16 A |
| Legend (ratings) | (III / 2) ≙ Overvoltage category III / Pollution degree 2 |

Connection data

| | |
|----------------------------|---|
| Number of connection types | 1 |
| Number of levels | 1 |

Connection 1

| | |
|-------------|---|
| Pole number | 2 |
|-------------|---|

Physical data

| | |
|-------------|------------------------|
| Pin spacing | 5 mm / 0.197 inches |
| Width | 13.2 mm / 0.520 inches |

Subject to changes. Please also observe the further product documentation!



| | |
|--------------------------------------|--------------------------|
| Height | 7.6 mm / 0.299 inches |
| Height from the surface | 4 mm / 0.157 inches |
| Depth | 12.3 mm / 0.484 inches |
| Solder pin length | 3.6 mm |
| Solder pin diameter | 1.4 mm |
| Drilled hole diameter with tolerance | 1.6 ^(+0.1) mm |

Mechanical Data

| | |
|--------------------------|-----|
| Variable coding | No |
| Anti-rotation protection | Yes |

Plug-in connection

| | |
|--------------------------------------|---------------------|
| Contact type (pluggable connector) | Male connector/plug |
| Connector (connection type) | for PCB |
| Mismating protection | No |
| Plugging without loss of pin spacing | Yes |
| Mating direction to the PCB | 0° |
| Locking of plug-in connection | none |

PCB contact

| | |
|-------------|-----|
| PCB contact | THT |
|-------------|-----|

Material Data

| | |
|-----------------------------|--|
| Note (material data) | Information on material specifications can be found here |
| Color | black |
| Material group | I |
| Insulation material | Polyphthalamide (PPA GF) |
| Flammability class per UL94 | V0 |
| Contact material | Electrolytic copper (E _{Cu}) |
| Contact plating | Tin |
| Weight | 0.6 g |

Environmental requirements

| | |
|-------------------------|-----------------|
| Limit temperature range | -60 ... +100 °C |
|-------------------------|-----------------|

Subject to changes. Please also observe the further product documentation!

Commercial data




| | |
|-----------------------|---------------|
| ETIM 8.0 | EC002637 |
| ETIM 7.0 | EC002637 |
| PU (SPU) | 300 pcs |
| Packaging type | bag |
| Country of origin | CN |
| GTIN | 4055143935043 |
| Customs tariff number | 85369010000 |

Environmental Product Compliance

| | |
|------------------------|-------------------------|
| RoHS Compliance Status | Compliant, No Exemption |
|------------------------|-------------------------|

Approvals / Certificates

General approvals

| Logo | Approval | Additional Approval Text | Certificate name |
|--|---------------------------------------|--------------------------|------------------------|
|  | CSA DEKRA Certification B.V. | C22.2 | 2362521 |
|  | KEMA/KEUR DEKRA Certification B.V. | EN 61984 | 71- 102261 REV.2 |
|  | UL Underwriters Laboratories Inc. | UL 1977 | E45171 |

Counterpart



Item no.2092-1122

1-conductor female connector; push-button; Push-in CAGE CLAMP®; 2.5 mm²; Pin spacing 5 mm; 2-pole; 2,50 mm²; light gray

www.wago.com/2092-1122

Subject to changes. Please also observe the further product documentation!

WAGO GmbH & Co. KG
Hansastr. 27
32423 Minden
Phone: +49571 887-0 | Fax: +49571 887-169
Email: info.de@wago.com | Web: www.wago.com

Do you have any questions about our products?
We are always happy to take your call at +49 (571) 887-44222.



Downloads

Documentation

Additional Information

| | | | |
|---|------------|---------------|----------|
| Technical Section Technical explanations | 2019 Apr 3 | pdf 2.0 MB | Download |
|---|------------|---------------|----------|

CAD/CAE-Data

CAE data

| | | |
|------------------------|-----|----------|
| ZUKEN Portal 2092-1722 | URL | Download |
|------------------------|-----|----------|

CAD data

| | | |
|------------------------|-----|----------|
| 2D/3D Models 2092-1722 | URL | Download |
|------------------------|-----|----------|

Environmental Product Compliance

Compliance Search

| | | |
|---|-----|----------|
| Environmental Product Compliance 2092-1722 THT male header; 1.4 mm Ø solder pin; angled; Pin spacing 5 mm; 2-pole; black | URL | Download |
|---|-----|----------|

Installation Notes

Subject to changes. Please also observe the further product documentation!