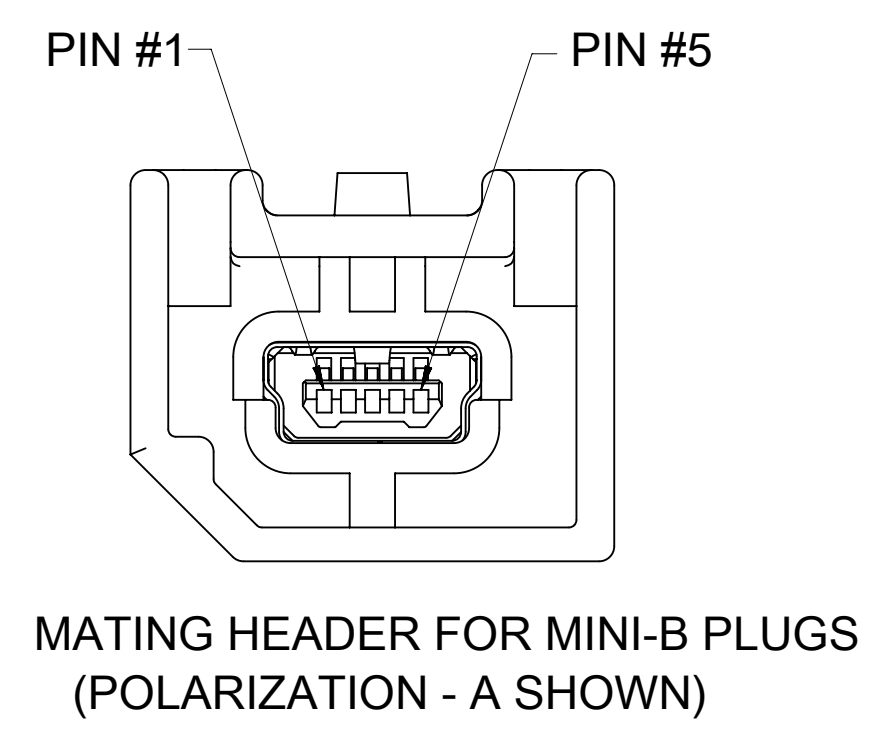
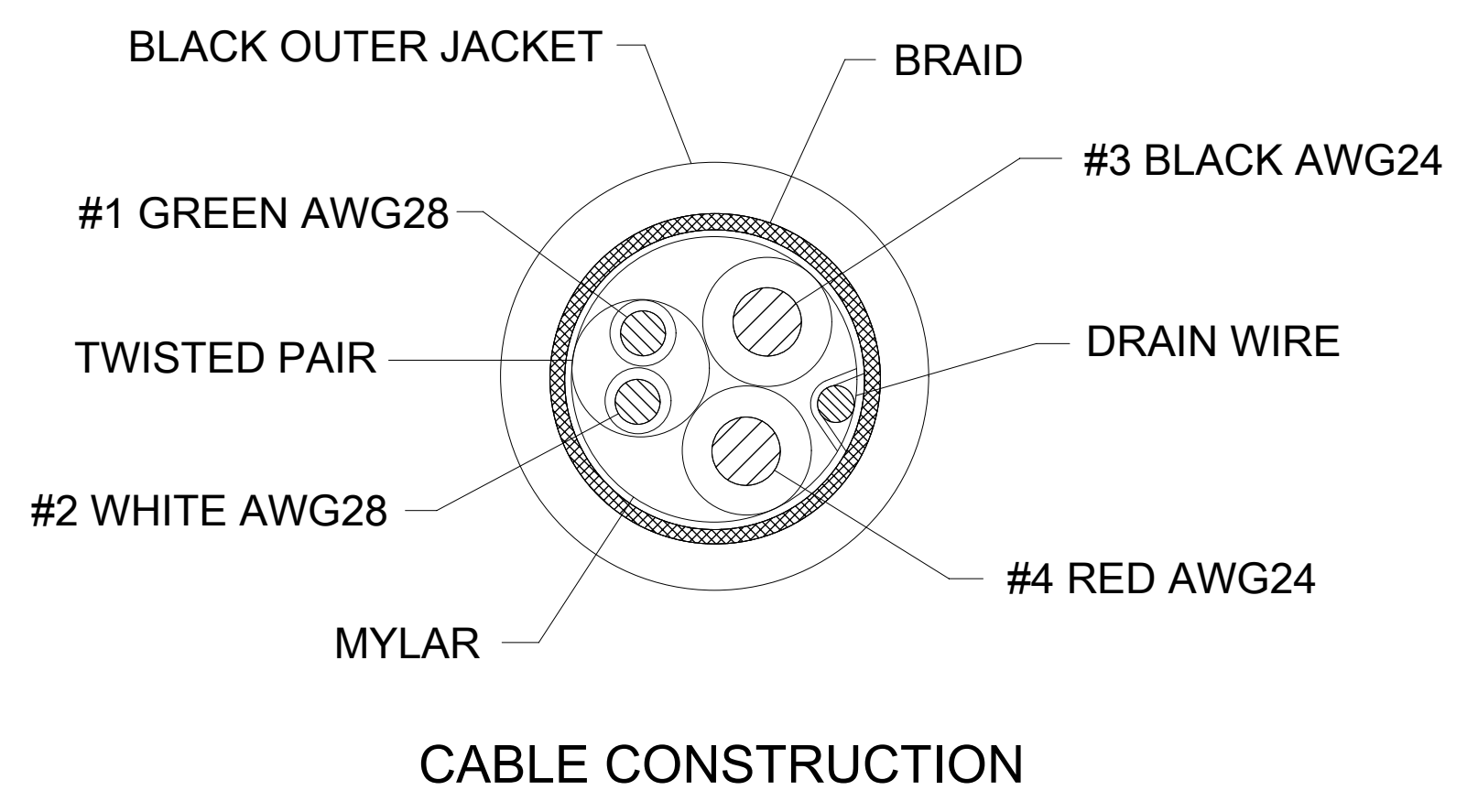
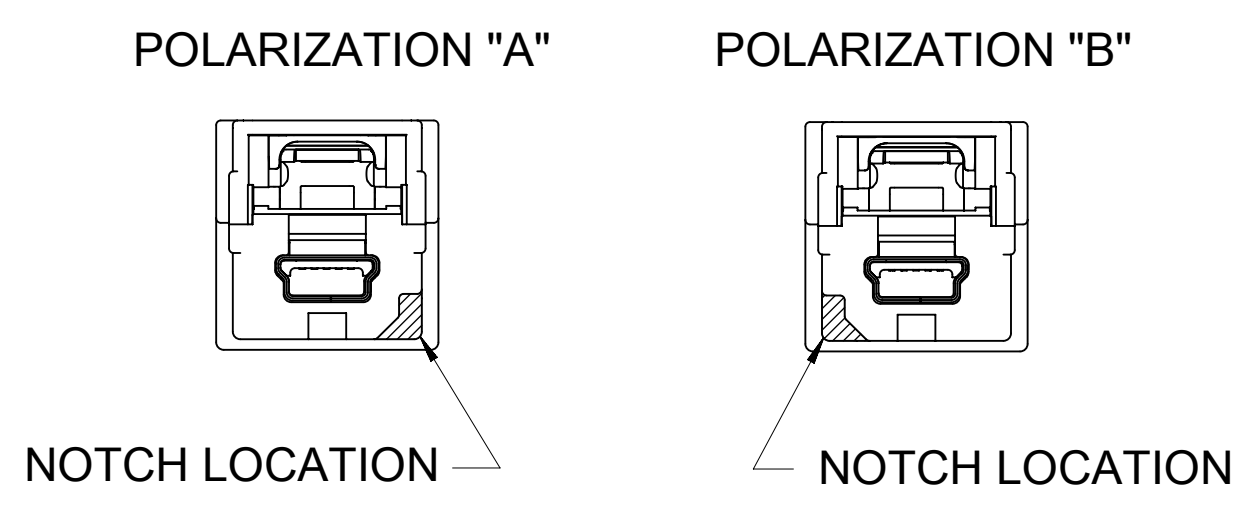


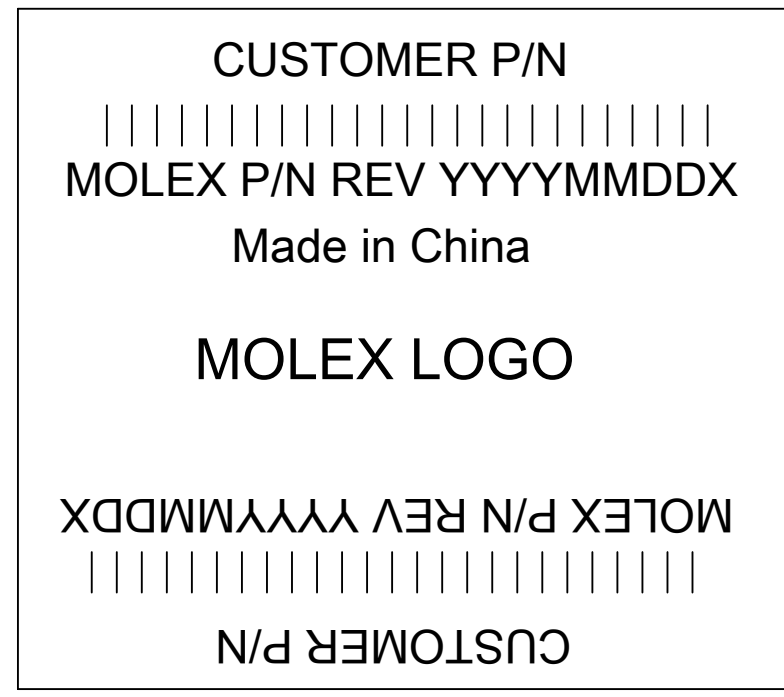
WIRING DIAGRAM

SIGNAL NAME	CONTACT #	MINI-B PLUG (HOST)	STD-A RECEPTACLE (TARGET)	CONTACT #	SIGNAL NAME
		WIRE COLORS	WIRE COLORS		
VBUS	1	RED	RED	1	VBUS
D-	2	WHITE	WHITE	2	D-
D+	3	GREEN	GREEN	3	D+
NO CONNECT	4	NO CONNECT	N/A		N/A
GND	5	BLACK	BLACK	4	GND
CABLE BRAID	SHELL	BRAID TO SHELL TERMINATION		SHELL	CABLE BRAID

MINI-B PLUG SUB-ASSY POLARIZATION OPTIONS



MOLEX MATERIAL NO.	MINI-B PLUG POLARIZATION	DIM "A" (mm)	DIM "B" (mm)
111015-0101	B	500±10	200
111015-0200	A	1000±10	200
111015-0201	B	1000±10	200
111015-0300	A	1500±10	200
111015-0301	B	1500±10	200
111015-0102	A	300±10	25
111015-1301	B	2000±10	200
111015-1307	A	4000±15	200



LABEL FORMAT

LAST LETTER OF DATE CODE "X":
 'D'= DAY SHIFT, 'N'= NIGHT SHIFT
 BAR CODE = MOLEX MATERIAL NUMBER
 KEEP CUSTOMER P/N IN BLANK IF NOT AVAILABLE

NOTES:

- PART MUST CONFORM TO THE ELECTRICAL CONNECTION SYSTEM DESIGN SPECIFICATION (SDS) VER 13, DATED 06-APR-06; TEMP CLASS "-40~85°C".
- PART MUST CONFORM TO THE LATEST LEVEL OF SAE/USCAR-30 & USB 2.0.
- ALL PLASTIC PARTS MUST HAVE MATERIAL IDENTIFICATION SYMBOLS CLEARLY MARKED, WHEREVER PACKAGE SIZE PERMITS.
- GENERAL TOLERANCES: ±0.25 ALL ONE PLACE DIMENSIONS, ±0.15 ALL TWO PLACE DIMENSIONS, AND ±0.5° ALL ANGULAR DIMENSIONS.
- 0.3mm MAXIMUM RADIUS PERMISSIBLE ON EDGES AND FILLETS SHOWN AS SHARP FOR PLASTIC PARTS.
- PARTS ARE TO BE FREE OF SCRATCHES, DISCOLORATION, SALT RESIDUE OR OTHER IMPERFECTIONS THAT MAY AFFECT FUNCTION OR FIT OF PART.
- IDENTIFICATION LABEL MUST DISPLAY CUSTOMER PART NUMBER IF REQUIRED, SUPPLIER PART NUMBER, DATE CODE (YYYYMMDD), REVISION AND LOGO.
- MATING CONNECTORS: MINI-B INLINE 111005 SERIES.
- LEAD FREE, NO RoHS EXEMPTIONS.
- FINISHES: TERMINAL: SELECTIVE GOLD (Au) IN THE CONTACT AREA; THICKNESS = 0.75 MICROMETER (30 MICROINCH) MINIMUM OVER NICKEL (Ni) OVERALL; THICKNESS = 1.25 MICROMETER (50 MICROINCH) MINIMUM.

FUNCTIONAL SYMBOLS FA = 0 FC = 0 FP = 0	THIS DRAWING CONTAINS INFORMATION THAT IS PROPRIETARY TO MOLEX ELECTRONIC TECHNOLOGIES, LLC AND SHOULD NOT BE USED WITHOUT WRITTEN PERMISSION		CURRENT REV DESC: SEE REV, TABLE		
	DIMENSION UNITS MM	SCALE 2:1	GENERAL TOLERANCES (UNLESS SPECIFIED)		
DIVISIONAL SYMBOLS 4 PLACES ± 3 PLACES ± 2 PLACES ± 0.13 ± 1 PLACE ± 0.25 ± 0 PLACES ±		MM	INCH	EC NO: 710936 DRWN: GKUNCHOORU CHK'D: SS94 APPR: TSWAROOPNUNE	DOCUMENT NUMBER SD-111015-006
ANGULAR TOL ± 3.0 °		INITIAL REVISION: DRWN: DRAWN BY APPR: APPR BY		DOC TYPE PSD	DOC PART 001
DRAFT WHERE APPLICABLE MUST REMAIN WITHIN DIMENSIONS		THIRD ANGLE PROJECTION	DRAWING	SERIES	REVISION G
			D-SIZE	111015	MATERIAL NUMBER SEE CHART
					CUSTOMER GENERAL MARKET
					SHEET NUMBER 1 OF 2

DATE	REV. LEVEL	DESCRIPTION
2021/08/11	H	1.ADDED MOLEX PN:1110151301 WITH LENGTH DIM-A 2000MM & DIM-B 200 LABEL DISTANCE FROM END 2 CONNECTOR. 2.ADDED BOTH CONNECTOR DIMENSIONS 3.ADDED REV.HISTORY TABLE IN SHEET 2
2022/06/08	G	1.ADDED MOLEX PN:111015-1307 WITH 4000MM LENGTH.

FUNCTIONAL SYMBOLS	THIS DRAWING CONTAINS INFORMATION THAT IS PROPRIETARY TO MOLEX ELECTRONIC TECHNOLOGIES, LLC AND SHOULD NOT BE USED WITHOUT WRITTEN PERMISSION		
	DIMENSION UNITS	SCALE	CURRENT REV DESC: SEE REV, TABLE
$\nabla_A = 0$	mm	1:1	EC NO: 710936 DRWN: GKUNCHOORU 2022/06/08 CHK'D: SS94 2022/06/20 APPR: TSWAROOPNUNE 2022/06/21
$\nabla_C = 0$	GENERAL TOLERANCES (UNLESS SPECIFIED)		
$\nabla_P = 0$	ANGULAR TOL \pm 3.0°		INITIAL REVISION: DRWN: JREEVES 2009/09/01 APPR: KMONROE 2009/09/10
DIVISIONAL SYMBOLS	4 PLACES	\pm	
	3 PLACES	\pm	DOCUMENT NUMBER: SD-111015-006 DOC TYPE: PSD DOC PART: 001 REVISION: G
	2 PLACES	\pm 0.13	
	1 PLACE	\pm 0.25	MATERIAL NUMBER: SEE SHEET 1 CUSTOMER: GENERAL MARKET SHEET NUMBER: 2 OF 2
	0 PLACES	\pm	
	DRAFT WHERE APPLICABLE MUST REMAIN WITHIN DIMENSIONS	THIRD ANGLE PROJECTION	DRAWING: D-SIZE SERIES: 111015

DOCUMENT STATUS	P1	RELEASE DATE	2022/06/21 05:42:17
-----------------	----	--------------	---------------------