

**MICRO SWITCH**  
a Honeywell Division

FED. MFG. CODE 91 929

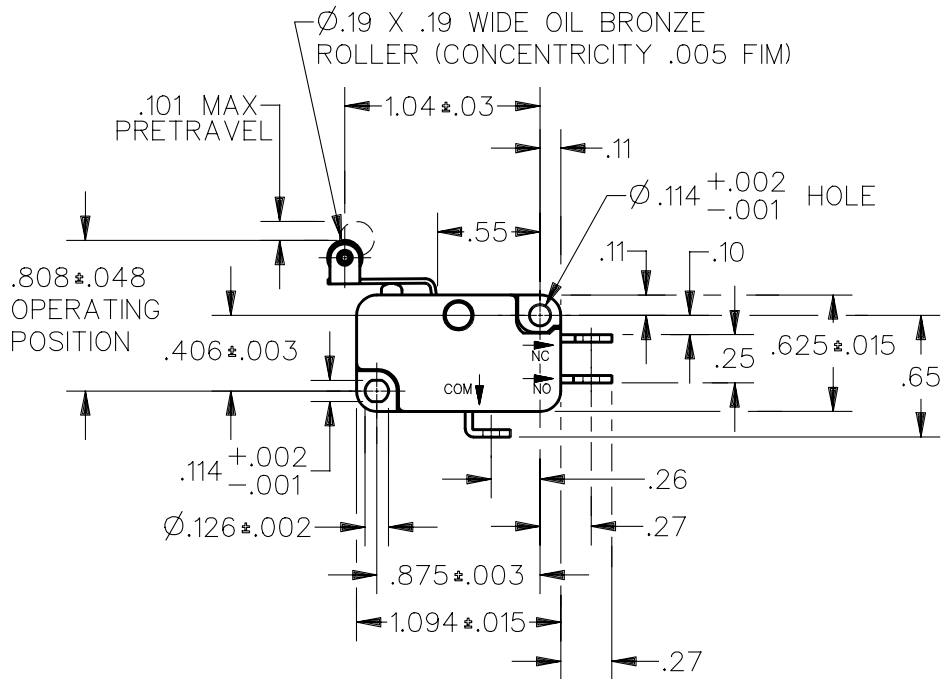
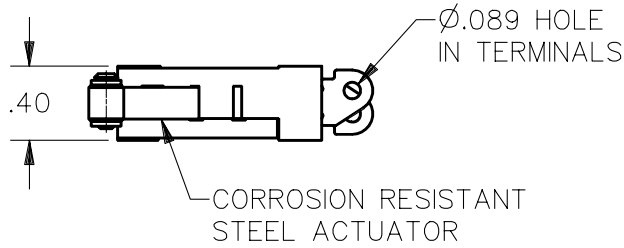
SWITCH - BASIC

CATALOG LISTING

V3L-2170

CQ-X1434

CATALOG LISTING  
V3L-2170  
PAGE 1 OF 1  
RELEASE NO. PR-4011  
REPLACES  
ISSUE  
3

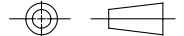


NOTE  
1 - RESTRICTED LISTING

ANSI Y14.5M-1982 APPLIES

THIS DRAWING COVERS A PROPRIETARY ITEM AND IS THE PROPERTY OF MICRO SWITCH, A DIVISION OF HONEYWELL. THIS DRAWING IS NOT TO BE COPIED OR USED WITHOUT THE APPROVAL OF MICRO SWITCH.

THIRD ANGLE PROJECTION



CHARACTERISTICS	ELECTRICAL DATA	SCALE FULL	DO NOT SCALE PRINT
		UNLESS OTHERWISE SPECIFIED TOLERANCES ARE	
OPERATING FORCE --- 45 GRAMS MAX	CONTACT ARRANGEMENT S P D T  L131  10A 1/4HP 125 OR 250 VAC 1/2A 125 VDC, 1/4A 250 VDC 3A 125 VAC "L"	ONE PLACE (.0)	±.030
RELEASE FORCE --- 4 GRAMS MIN		TWO PLACE (.00)	±.015
DIFFERENTIAL TRAVEL --- .024 MAX		THREE PLACE (.000)	±.005
OVERTRAVEL --- .058 MIN		ANGLES	±
RELEASE TRAVEL --- .014 MIN		WEIGHT	



REVISIONS  
A  
CO  
62571  
DCS  
15 MAR 96

DDM/CAD  
DRAWN  
DCS  
15 MAR 96  
CHECK