

# Stewart Connector

UNSHIELDED 30 SERIES PLUG – FLAT SATIN CABLE  
ASSEMBLY INSTRUCTIONS


11118 Susquehanna Trail South Glen Rock, PA 17327

## STEWART CONNECTOR UNSHIELDED 30 SERIES PLUGS – FLAT SATIN CABLE ASSEMBLY INSTRUCTIONS

### 4 Position:



Remove  $\cong 0.260''$  of cable jacket



Insert cable into plug observing correct wire order




Verify wires went to end of plug housing, then crimp

### 6 Position:



Remove  $\cong 0.260''$  of cable jacket



Insert cable into plug observing correct wire order




Verify wires went to end of plug housing, then crimp


### 8 & 10 Position:



Remove  $\cong 0.535''$  of cable jacket



Insert cable into plug observing correct wire order



Verify wires went to end of plug housing, then crimp