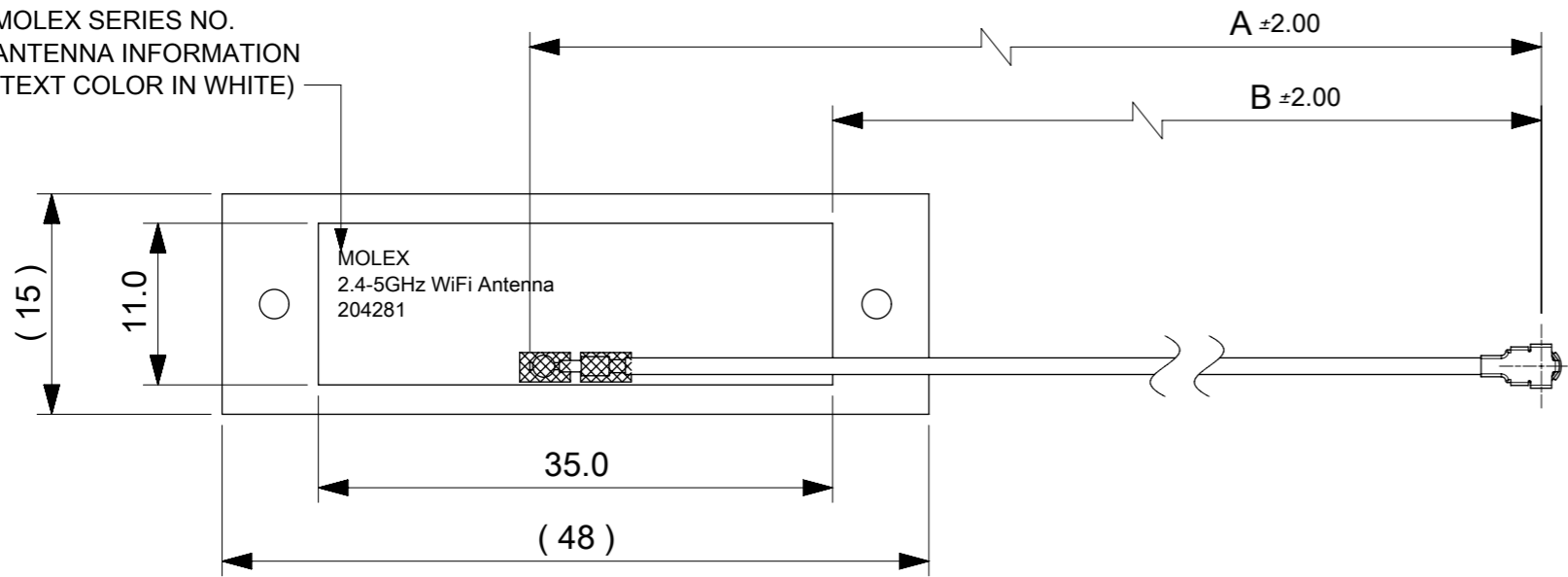
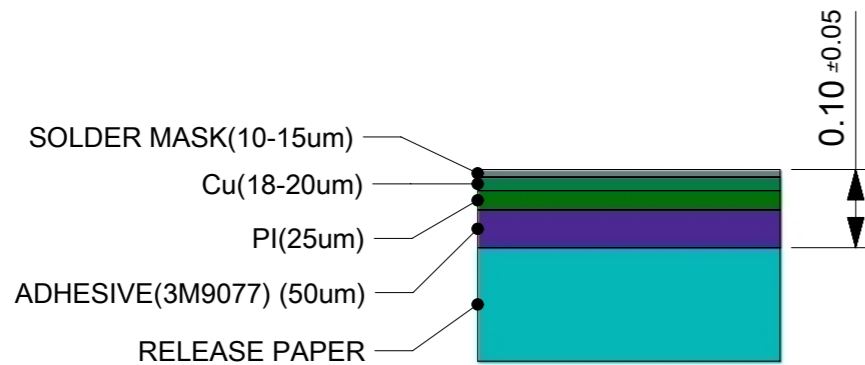


MOLEX SERIES NO.
ANTENNA INFORMATION
(TEXT COLOR IN WHITE)

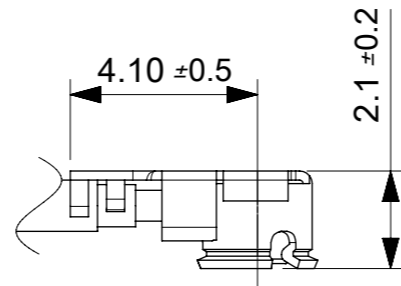


VERTICAL DIRECTION
SEE NOTE 3

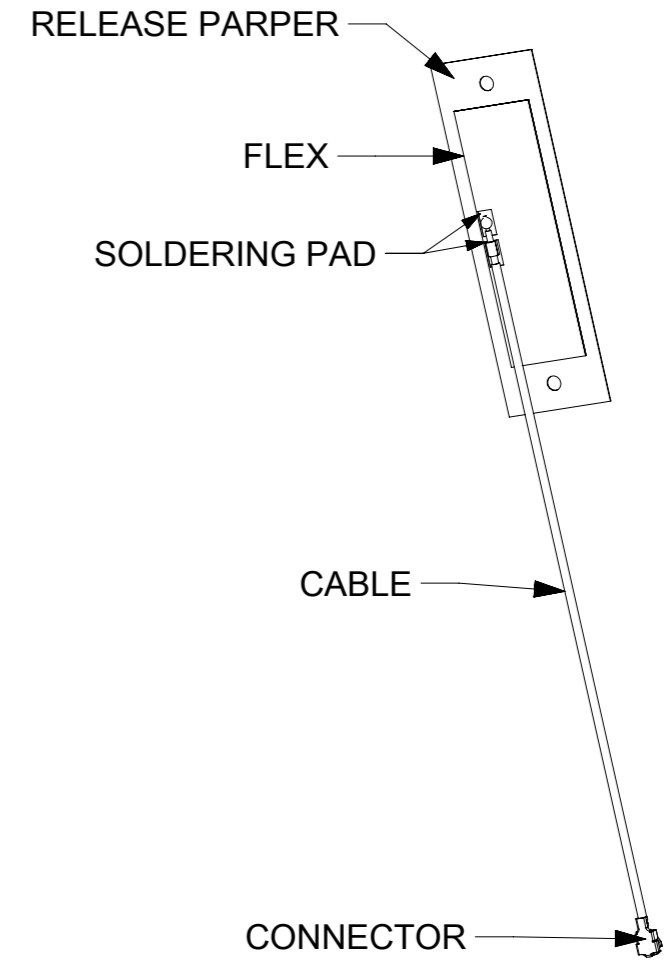
MAX 2.00 WITH SOLDER PASTE



FLEX LAYER



U.FL CONNECTOR



3D VIEW

ITEM	MATERIAL NO.	DIM "A"	DIM "B"
1	2042810050	50MM	30MM
2	2042810100	100MM	80MM
3	2042810150	150MM	130MM
4	2042810200	200MM	180MM
5	2042810250	250MM	230MM
6	2042810300	300MM	280MM

NOTES:

- MATERIAL:
FLEX: SEE FLEX LAYER
CABLE: \varnothing 1.13mm; COLOR: BLACK
CONNECTOR: OD1.13, 2.5H U.FL CONNECTOR(GOLD PLATING)
- SOLDER MASK COLOR: BLACK
- CAN'T LIFT UP CABLE IN VERTICAL DIRECTION
- APPLICATION SPEC REFER TO AS OF 2042810100
- PRODUCT SPEC REFER TO PS OF 2042810100
- PACKAGING SPEC REFER TO PK OF 2042810100

FUNCTIONAL SYMBOLS	THIS DRAWING CONTAINS INFORMATION THAT IS PROPRIETARY TO MOLEX ELECTRONIC TECHNOLOGIES, LLC AND SHOULD NOT BE USED WITHOUT WRITTEN PERMISSION		CURRENT REV DESC:		molex		
	2:1	SCALE					
0	mm	mm	GENERAL TOLERANCES (UNLESS SPECIFIED)		PRODUCT CUSTOMER DRAWING		
0	0	0	ANGULAR TOL ± °		DOCUMENT NUMBER		
0	0	0	4 PLACES ±		2042810100		
DIVISIONAL SYMBOLS	3 PLACES ± 0.2	3 PLACES ± 0.2	EC NO: 645244		DOC TYPE		
	2 PLACES ± 0.25	2 PLACES ± 0.25	DRWN: KCHENG06		DOC PART		
	1 PLACE ± 0.3	1 PLACE ± 0.3	CHK'D: XJSONG		REVISION		
	0 PLACES ± 0.5	0 PLACES ± 0.5	APPR: XJSONG		B		
DRAFT WHERE APPLICABLE MUST REMAIN WITHIN DIMENSIONS		THIRD ANGLE PROJECTION	DRAWING	SERIES	MATERIAL NUMBER	CUSTOMER	SHEET NUMBER
			A3-SIZE	204281	SEE TABLE	GENERAL MARKET	1 OF 1