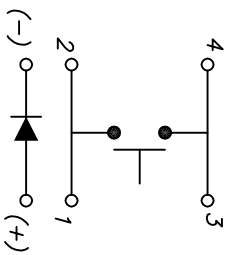
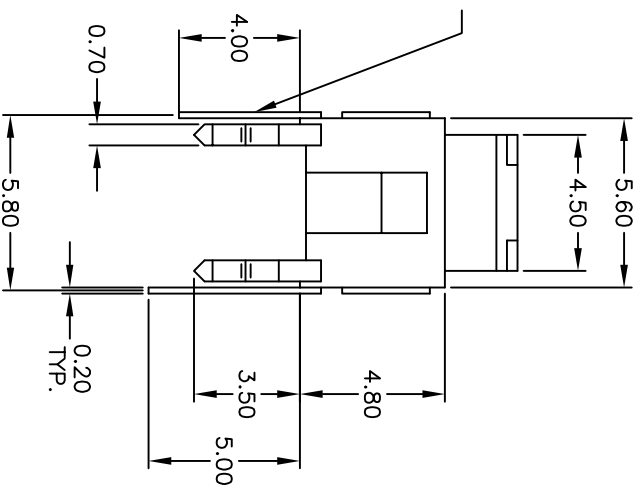
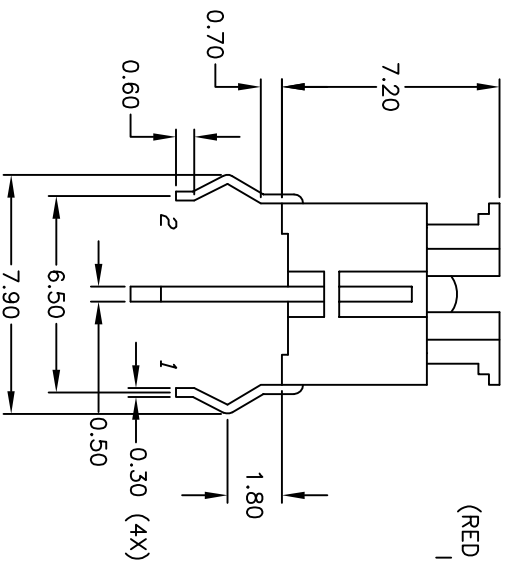


RECOMMENDED P.C.B. LAYOUT



CIRCUIT: SPST
CONTACT CONFIGURATION



NOTES:

1. ALL DIMENSIONS IN MM
2. GENERAL TOLERANCE: X.X=±0.4
X.XX=±0.25
3. RATING: 50mA, 12VDC
4. TRAVEL: 0.25 +0.2/0.1mm
5. OPERATING FORCE: 160 ± 50gf
6. CONTACT RESISTANCE: 100mILLI-Ohms Max
7. 2002/95/EC (ROHS) COMPLIANT

D	18969	COLOR OF CATHODE MARK WAS YELLOW	3/25/10	BLR
C	18299	COLOR OF CATHODE MARK WAS RED	10/28/08	BLR
B	13827	LED TERMINALS	3/11/04	AR
REV.	ECN No.	DESCRIPTION	DATE	CHKD

TITLE		SCALE		DATE		DR		DWG		REV	
TL1240BQ		4:1		3/25/10		BLR		P001085		D	



THE INFORMATION CONTAINED IN THIS DOCUMENT IS PROPRIETARY TO E-SWITCH AND IS NOT TO BE COPIED OR TRANSMITTED