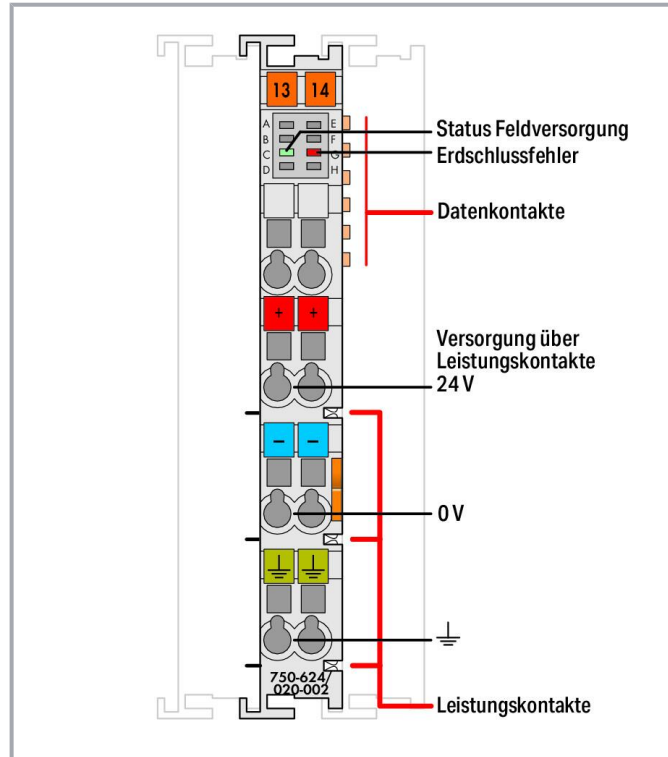


Data sheet | Item number: 750-624/020-002

Filter module for field-side power supply (surge); 24 VDC; Higher isolation;
Ground Fault Diagnostics

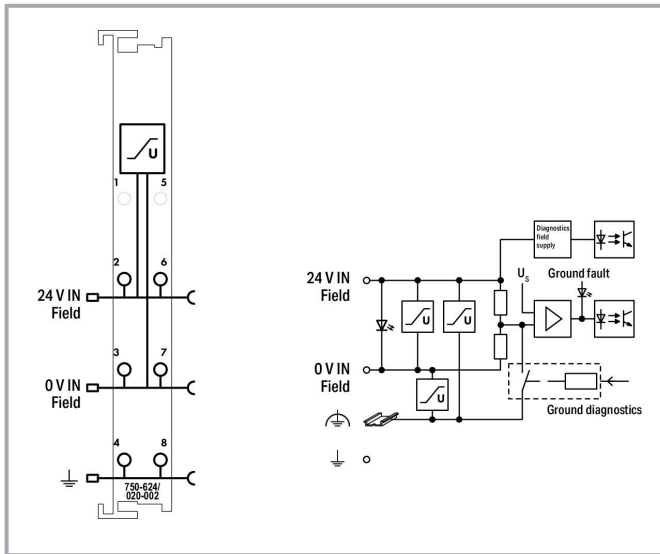
www.wago.com/750-624/020-002



Subject to changes. Please also observe the further product documentation!

WAGO GmbH & Co. KG
Hansastr. 27
32423 Minden
Phone: +49571 887-0 | Fax: +49571 887-169
Email: info.de@wago.com | Web: www.wago.com

Do you have any questions about our products?
We are always happy to take your call at +49 (571) 887-44222.



Item description

The WAGO I/O System 750 can also be used in marine applications and onshore/offshore installations (e.g., platforms, loading facilities). This is possible via certification under the standards of leading agencies such as Germanischer Lloyd and Lloyd's Register. This filter module ensures proper (certified) system operation. The module protects against high-energy disturbances on DC supply lines due to switching overvoltages caused by inductive loads. It contains transient protection for the field supply and is The module is streamlined for use in systems with insulation monitoring. In addition, it offers the possibility of a ground fault test.

750-624/020-002: Required for marine-certified operation with 750 Series I/O Modules as soon as an additional 24 VDC field supply is required in a station.

Indicators:

LED (green): Power supply is available;

LED (red): Ground fault

Ground fault diagnostics (response values):

- Pre-alarm 50 k Ω (± 15 %)
- Main alarm 25 k Ω (± 15 %)
- Hysteresis (typ.) 25 ... 30 %
- Response time ≤ 5 s (typ. 2.5 s)
- Internal resistance DC (test circuit) > 10 M Ω (test inactive), > 90 k Ω (test active)
- Test current ≤ 180 μ A (RF=0 Ω)
- Permissible system leakage capacitance ≤ 2 μ F

Data

Technical data

Signal type	Voltage
Signal type (voltage)	24 VDC

Subject to changes. Please also observe the further product documentation!



Data width	8-bit input; 8-bit output
Supply voltage (system)	5 VDC; via data contacts
Current consumption (5 V system supply)	29 mA
Supply voltage (field)	24 VSELV DC (-25 ... +30 %); via power jumper contacts (power supply via blade contact; transmission via spring contact)
Current consumption, field supply (module with no external load)	16 mA
Indicators	LED (C) green: Status field supply; LED (G) red: Ground fault
Number of incoming power jumper contacts	3
Number of outgoing power jumper contacts	3
Current carrying capacity (power jumper contacts)	10 A

Connection data

Connection technology: field supply	6 x CAGE CLAMP®
Connection type 1	Field supply
Solid conductor	0.08 ... 2.5 mm ² / 28 ... 14 AWG
Fine-stranded conductor	0.08 ... 2.5 mm ² / 28 ... 14 AWG
Strip length	8 ... 9 mm / 0.31 ... 0.35 inches

Physical data

Width	12 mm / 0.472 inches
Height	100 mm / 3.937 inches
Depth	69.8 mm / 2.748 inches
Depth from upper-edge of DIN-rail	62.6 mm / 2.465 inches

Mechanical Data

Mounting type	DIN-35 rail
---------------	-------------

Material Data

Housing material	Polycarbonate; polyamide 6.6
Fire load	1.021 MJ
Weight	56.9 g

Environmental requirements

Ambient temperature (operation)	0 ... +55 °C
Ambient temperature (storage)	-25 ... +85 °C
Protection type	IP20

Subject to changes. Please also observe the further product documentation!



Pollution degree	2 per IEC 61131-2
Operating altitude	0 ... 2000 m / 0 ... 6562 ft
Mounting position	horizontal (standing/lying); vertical
Relative humidity (without condensation)	95 %
Vibration resistance	4g per IEC 60068-2-6
Shock resistance	15g per IEC 60068-2-27
EMC immunity to interference	per EN 61000-6-2, marine applications
EMC emission of interference	per EN 61000-6-3, marine applications
Exposure to pollutants	Per IEC 60068-2-42 and IEC 60068-2-43

Commercial data

eCl@ss 10.0	27-24-26-10
eCl@ss 9.0	27-24-26-10
ETIM 8.0	EC001600
ETIM 7.0	EC001600
PU (SPU)	1 pcs
Packaging type	box

Environmental Product Compliance

CAS-No.	7439-92-1
REACH Candidate List Substance	Lead
RoHS Compliance Status	Compliant, With Exemption
RoHS Exemption	6(c) 7(a) 7(c)-I 7(c)-II
SCIP notification number (Austria)	42bba1c8-74fc-4328-9fc5-b4456f8de2c1
SCIP notification number (Belgium)	acac0af2-0f71-4f4d-8e08-e5b23ba3fe7e
SCIP notification number (Bulgaria)	78b1706d-6240-4598-bdd0-2b5086704a51
SCIP notification number (Czech Republic)	fca54971-905e-4265-a5cd-9aea5b787850
SCIP notification number (Denmark)	671e8840-f101-4fab-831a-b19a27e09901
SCIP notification number (Finland)	733e6683-110b-4bfe-aea5-d75ad7f7c116
SCIP notification number (France)	a7738989-c5d9-44ca-ba1d-37c7eed8be1d
SCIP notification number (Germany)	72c1e1da-5d40-429d-90f2-cacb2627c999
SCIP notification number (Hungary)	2e3c21ca-7b70-4679-9cf9-d161f601d1dc
SCIP notification number (Italy)	cf5ba027-5883-4bd6-b473-4fed033de849
SCIP notification number (Netherlands)	11726079-f7b2-4c06-aa8e-c268b8fecc14
SCIP notification number (Poland)	29bb128b-328a-4403-b8f0-bfea74ebcbc4

Subject to changes. Please also observe the further product documentation!

WAGO GmbH & Co. KG
 Hansastr. 27
 32423 Minden
 Phone: +49571 887-0 | Fax: +49571 887-169
 Email: info.de@wago.com | Web: www.wago.com

Do you have any questions about our products?
 We are always happy to take your call at +49 (571) 887-44222.

SCIP notification number (Romania)




4078a402-b0d3-4af3-84c3-fa6a8bf24633

SCIP notification number (Sweden)


731632f8-4091-45f9-ba26-bbbda9b271f0

Approvals / Certificates




General approvals

Logo	Approval	Additional Approval Text	Certificate name
	EAC Brjansker Zertifizierungsstelle	TP TC 020/2011	EAC RU C-DE.AM02.B.00087/19
	UL Underwriters Laboratories Inc. (ORDINARY LOCATIONS)	UL 61010-2-201	E175199
	UL Underwriters Laboratories Inc. (ORDINARY LOCATIONS)	-	E175199

Declarations of conformity and manufacturer's declarations

Logo	Approval	Additional Approval Text	Certificate name
	EU-Declaration of Conformity WAGO GmbH & Co. KG	-	-

Approvals for marine applications

Logo	Approval	Additional Approval Text	Certificate name
	ABS American Bureau of Shipping	-	22-2219060
	BSH Bundesamt fuer Seeschifffahrt und Hydrographie	-	1104
	BV Bureau Veritas S.A.	Rules for class. of Steel Ships	66711/A0

Subject to changes. Please also observe the further product documentation!

WAGO GmbH & Co. KG

Hansastr. 27

32423 Minden

Phone: +49571 887-0 | Fax: +49571 887-169

Email: info.de@wago.com | Web: www.wago.com

Do you have any questions about our products?

We are always happy to take your call at +49 (571) 887-44222.



DNV
DNV GL SE

DNV-CG-0339, Aug. 2021

TAA0000194



KR
Korean Register of Shipping

-

KR HMB05880-
AC001



LR
Lloyds Register EMEA

-

LR22180952TA




PRS
Polski Rejestr Statków

-

TE/2236
/880590/19

Approvals for hazardous areas

Logo	Approval	Additional Approval Text	Certificate name
	UL Underwriters Laboratories Inc. (HAZARDOUS LOCATIONS)	UL 121201	E198726 Sec.1

Downloads

Documentation

Manual

System Manual WAGO I/O System 750/753 Decentralized Automation Technology	V 3.3.0 2023 May 4	pdf 8.8 MB	Download
Product Manual Field Supply Filter (Surge); 24 VDC; Higher Isolation; Ground Fault Diagnostics	V 1.0.0	pdf 3.4 MB	Download
System Manual Series 750/753 Online HTML		URL	Download

Bid Text

750-624/020-002 X81 - Datei	2019 Feb 19	xml 5.1 kB	Download
--------------------------------	-------------	---------------	----------

Subject to changes. Please also observe the further product documentation!

WAGO GmbH & Co. KG
Hansastr. 27
32423 Minden
Phone: +49571 887-0 | Fax: +49571 887-169
Email: info.de@wago.com | Web: www.wago.com

Do you have any questions about our products?
We are always happy to take your call at +49 (571) 887-44222.



750-624/020-002 doc - Datei	2019 Jan 7	doc 28.7 kB	Download
--------------------------------	------------	----------------	----------

System Description

750/753 Series I/O-System – General Product Information	pdf 1.7 MB	Download
Overview on WAGO-I/O-SYSTEM 750 approvals	pdf 789.0 kB	Download

CAD/CAE-Data

CAD data

2D/3D Models 750-624/020-002	URL	Download
------------------------------	-----	----------

CAE data

ZUKEN Portal 750-624/020-002	URL	Download
EPLAN Data Portal 750-624/020-002	URL	Download

Environmental Product Compliance

Compliance Search

Environmental Product Compliance 750-624/020-002 Filter module for field-side power supply (surge); 24 VDC; Higher isolation; Ground Fault Diagnostics	URL	Download
---	-----	----------

Installation Notes

Product family

WAGO I/O System 750/753
[Show all products from the family](#)

Subject to changes. Please also observe the further product documentation!