

4

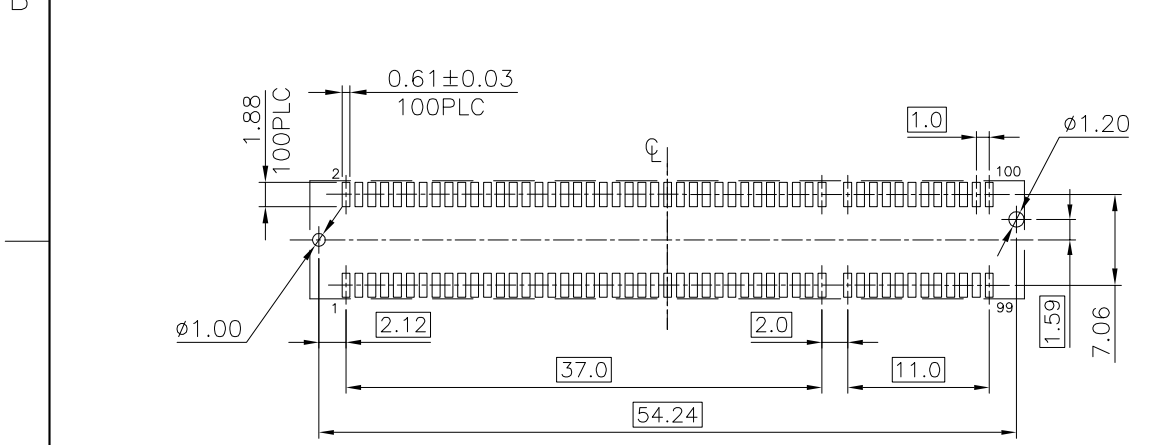
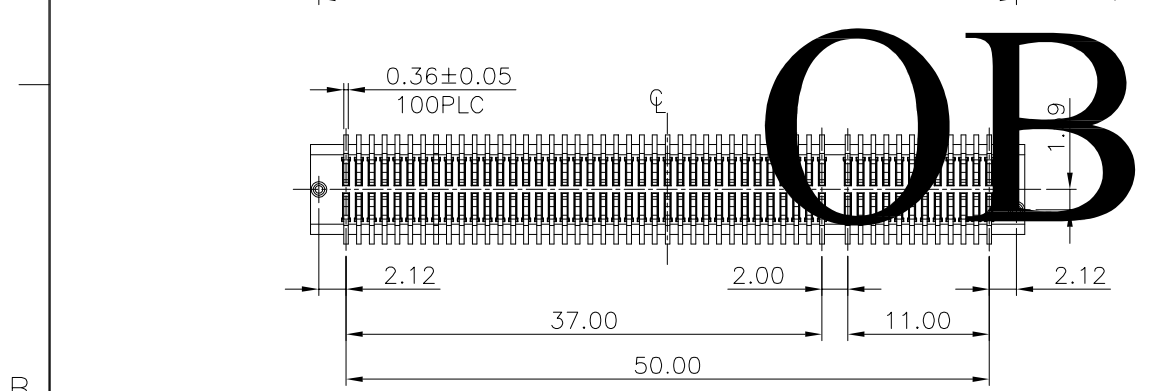
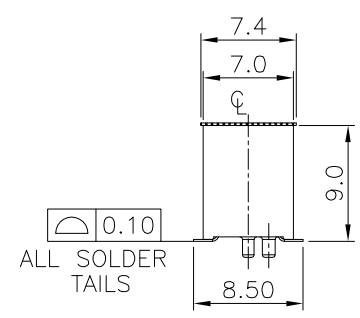
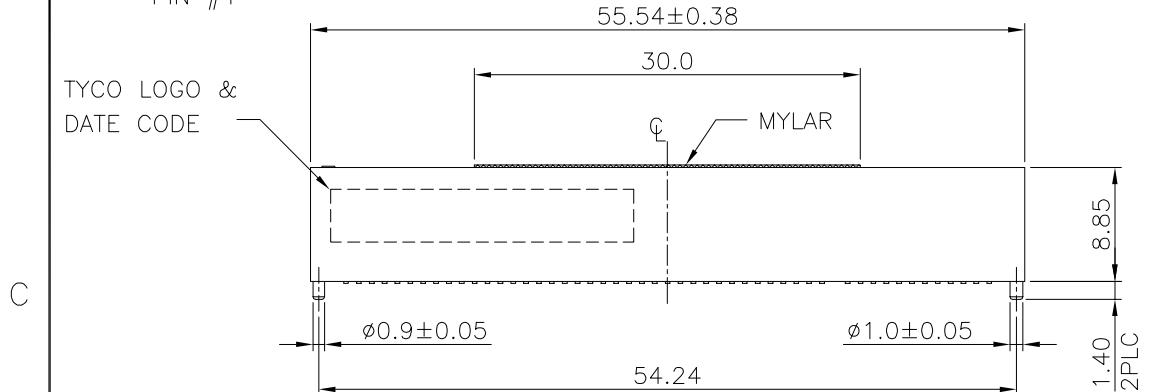
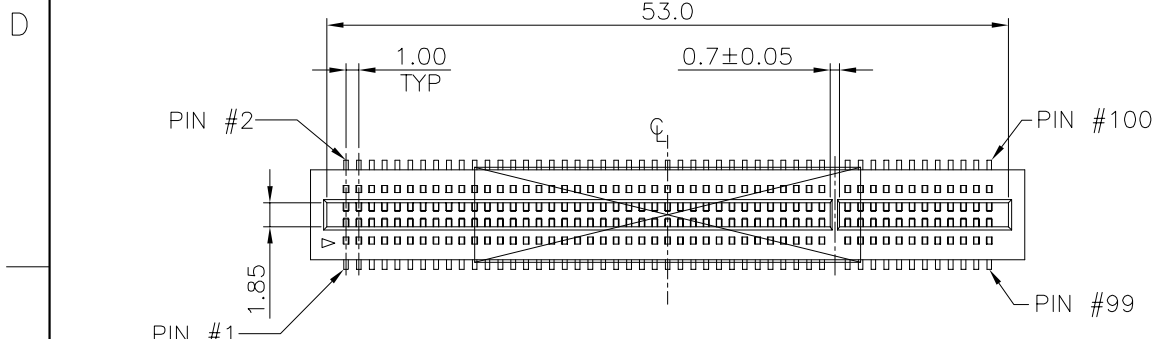
3

2

1

THIS DRAWING IS UNPUBLISHED. RELEASED FOR PUBLICATION
© COPYRIGHT BY TYCO ELECTRONICS CORPORATION. ALL RIGHTS RESERVED.

LOC	DIST	REVISIONS					
		P	LTR	DESCRIPTION	DATE	DWN	APVD
DW	-		A	RELEASED	02AUG07	JL	WK
			A1	ECO-15-012216	05FEB16	SZ	SZ



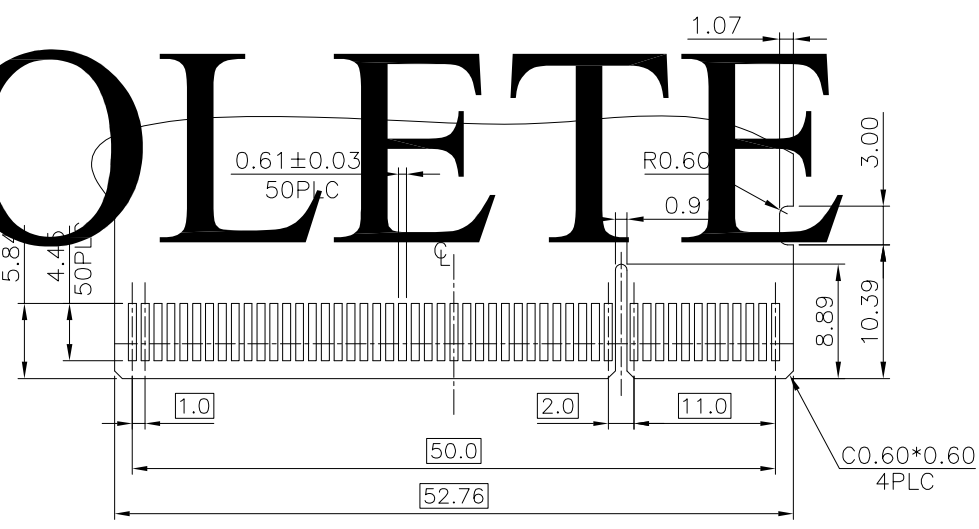
RECOMMENDED PCB LAYOUT
TOLERANCES ±0.05
(TOP VIEW)

NOTES:

- MATERIAL:
HOUSING: LCP WITH 30% GF, UL 94V-0, BLACK COLOR.
CONTACTS: PHOSPHOR BRONZE.
- FINISH:
CONTACTS: GOLD FLASH PLATED ON CONTACT AREA,
2.54um [100u"] MIN. MATTE-TIN PLATED ON SOLDER TAIL,
1.27um [50u"] MIN. NICKEL UNDERPLATED ALL OVER.
- REFLOW SOLDER CAPABLE TO 260°C PER TYCO TEST SPEC.
109-201, CONDITION B.

POST TYPE 1

OBSOLETE



RECOMMENDED CARD PCB LAYOUT
TOLERANCES ±0.05

OBSOLETE -1775520-1-
PART NUMBER

THIS DRAWING IS A CONTROLLED DOCUMENT.		DWN J. LEE	02AUG2007	Tyco Electronics Corporation Taipei, Taiwan	
DIMENSIONS: MM		CHK S. HOU	02AUG2007	NAME	
TOLERANCES UNLESS OTHERWISE SPECIFIED:		APVD W.J. KE	02AUG2007	1.0mm CARD EDGE, 100PIN, SMT, CONNECTOR	
0 PLC ± -	1 PLC ± 0.30	PRODUCT SPEC	108-57646		
2 PLC ± 0.20	3 PLC ± -	QUALIFICATION TEST REPORT	501-57752		
4 PLC ± -	ANGLES ± 3'	WEIGHT	4.0GRAMS		
MATERIAL SEE NOTE	FINISH SEE NOTE	CUSTOMER DRAWING		SIZE A3	CAGE CODE 00779
				DRAWING NO C=1775520	RESTRICTED TO -
				SCALE -	SHEET 1 of 3
				REV A1	

4

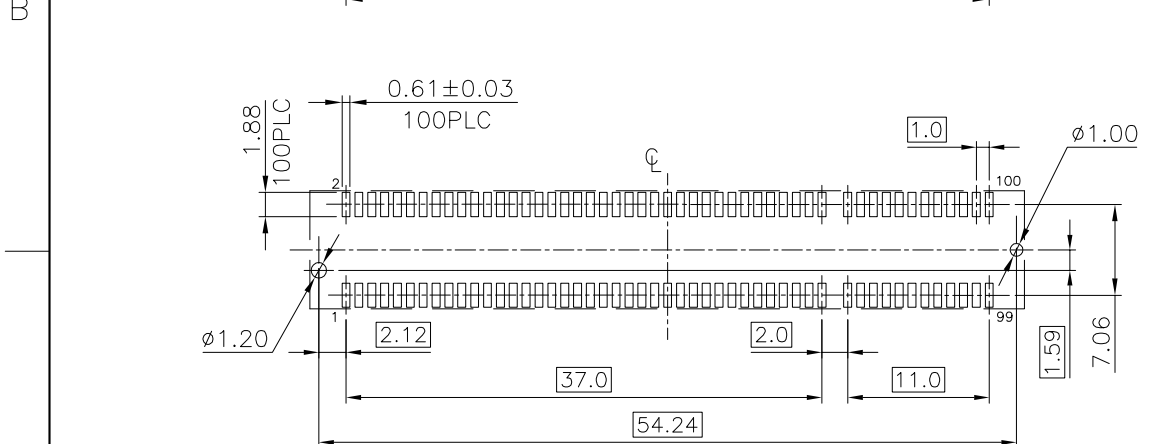
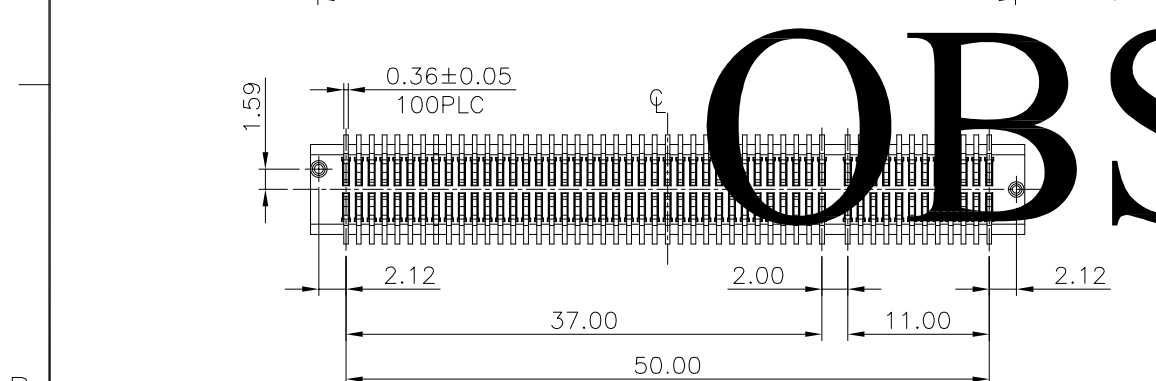
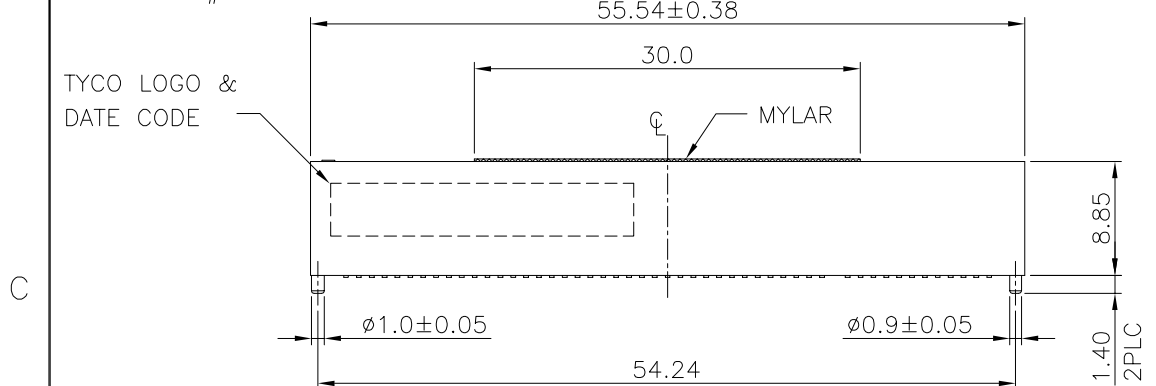

3

2

1

THIS DRAWING IS UNPUBLISHED. RELEASED FOR PUBLICATION
© COPYRIGHT BY TYCO ELECTRONICS CORPORATION. ALL RIGHTS RESERVED.

LOC	DIST	REVISIONS					
DW	-	P	LTR	DESCRIPTION	DATE	DWN	APVD
				SEE SHEET 1.			



NOTES:

- MATERIAL:
HOUSING: LCP WITH 30% GF, UL 94V-0, BLACK COLOR.
CONTACTS: PHOSPHOR BRONZE.
- FINISH:
CONTACTS: GOLD FLASH PLATED ON CONTACT AREA,
2.54um [100u"] MIN. MATTE-TIN PLATED ON SOLDER TAIL,
1.27um [50u"] MIN. NICKEL UNDERPLATED ALL OVER.
- REFLOW SOLDER CAPABLE TO 260°C PER TE TEST SPEC.
109-201, CONDITION B.

POST TYPE 2

OBSOLETE

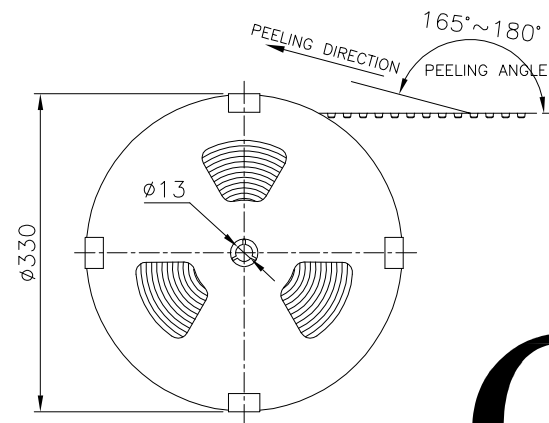
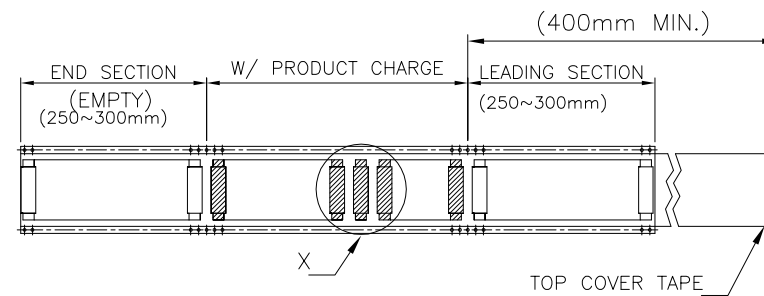
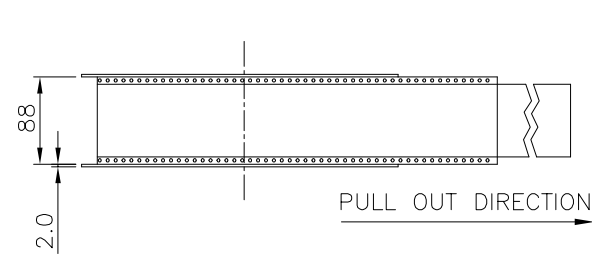
RECOMMENDED CARD PCB LAYOUT
TOLERANCES ±0.05

OBSOLETE 1-1775520-1
PART NUMBER

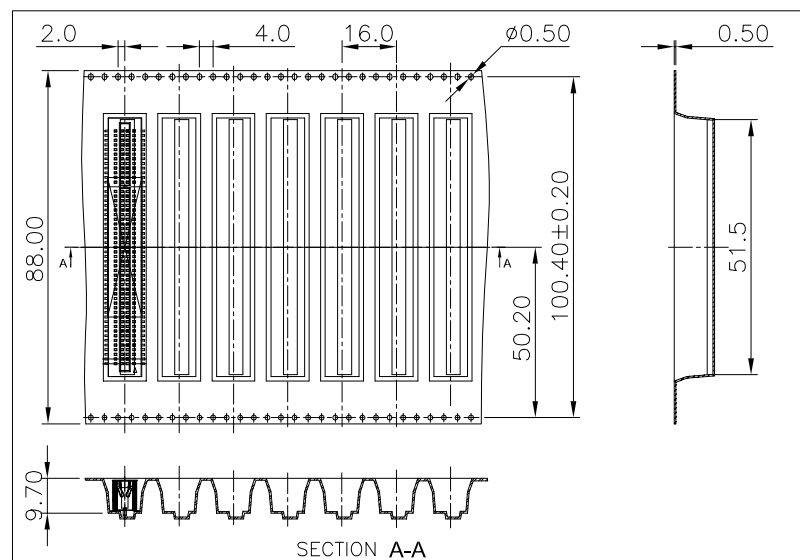

THIS DRAWING IS A CONTROLLED DOCUMENT.		DWN J. LEE	02AUG2007	Tyco Electronics Corporation Taipei, Taiwan	
DIMENSIONS: MM		CHK S. HOU	02AUG2007	NAME	
TOLERANCES UNLESS OTHERWISE SPECIFIED:		APVD W.J. KE	02AUG2007	1.0mm CARD EDGE, 100PIN, SMT, CONNECTOR	
0 PLC ± -		PRODUCT SPEC	108-57646	SIZE	CAGE CODE
1 PLC ± 0.30		QUALIFICATION TEST REPORT	501-57752	DRAWING NO	RESTRICTED TO
2 PLC ± 0.20		MATERIAL	SEE NOTE	A3 00779	©=1775520
3 PLC ± -		FINISH	SEE NOTE	WEIGHT	4.0GRAMS
4 PLC ± -		CUSTOMER DRAWING		SCALE	-
ANGLES ± 3'		SCALE		SHEET	2 of 3
MATERIAL		SCALE		REV	A1
SEE NOTE		SCALE			

THIS DRAWING IS UNPUBLISHED. RELEASED FOR PUBLICATION
 © COPYRIGHT BY TYCO ELECTRONICS CORPORATION. ALL RIGHTS RESERVED.

LOC	DIST	REVISIONS					
DW	-	P	LTR	DESCRIPTION	DATE	DWN	APVD
				SEE SHEET 1.			



OBSOLETE



300	2	600	3.8	2.4
PCS/TAPE	REEL/BOX	QUANTITY	G/W (KG)	N/W (KG)

THIS DRAWING IS A CONTROLLED DOCUMENT.		DWN J. LEE 02AUG2007	Tyco Electronics Corporation Taipei, Taiwan	
DIMENSIONS: MM		CHK S. HOU 02AUG2007	NAME	
TOLERANCES UNLESS OTHERWISE SPECIFIED:		APVD W.J. KE 02AUG2007	1.0mm CARD EDGE, 100PIN, SMT, CONNECTOR	
0 PLC ± -		PRODUCT SPEC	SIZE	
1 PLC ± -		APPLICATION SPEC	CAGE CODE	DRAWING NO
2 PLC ± -		WEIGHT	A300779	C=1775520
3 PLC ± -		CUSTOMER DRAWING	RESTRICTED TO	-
4 PLC ± -		SCALE	SHEET	REV
ANGLES ± -		-	3 of 3	A1
FINISH		-		