




MMS-112-01-L-DH



MMS-112-02-F-SH



MMS-116-02-L-DV



MMS-108-01-L-SV

(2.00 mm) .0787"

MMS SERIES

TIGER CLAW™ SOCKET STRIP

Board Mates:
TMMH, TMM,
MTMM, MMT, TW,
LTMM, ZLTMM, TSH

Cable Mates:
TCMD

SPECIFICATIONS

For complete specifications see www.samtec.com?MMS

Insulator Material:
Black LCP
Contact Material:
Phosphor Bronze
Plating:
Sn or Au over
50 μ" (1.27 μm) Ni
Current Rating (MMS/TMM):
3.9 A per pin
(2 pins powered)
Operating Temp Range:
-55 °C to +125 °C with Gold
-55 °C to +105 °C with Tin
Insertion Depth:
DH = (2.13 mm) .084" to
(2.79 mm) .110",
SH = (2.13 mm) .084"
minimum or pass-through
Top Entry DV/SV = (2.13 mm)
.084" to (4.32 mm) .170"
Bottom Entry DV/SV =
(4.27 mm) .168" minimum
(Plus board)
RoHS Compliant:
Yes

PROCESSING

Lead-Free Solderable:
Yes
SMT Lead Coplanarity:
(0.15 mm) .006" max*
*(.004" stencil solution
may be available; contact
IPG@samtec.com)

RECOGNITIONS

For complete scope of recognitions see www.samtec.com/quality



FILE NO. E111394

ALSO AVAILABLE (MOQ Required)

- Alignment Pin (-DV only)
- Locking clips and Through-hole pass-through options
- Other platings

Note:
Some lengths, styles and options are non-standard, non-returnable.

MMS	1	NO. PINS PER ROW	01	PLATING OPTION	ROW OPTION	OTHER OPTION
02 thru 40				-F = Gold flash on contact, Matte Tin on tail	-SV = Single Vertical	-“XX” = Polarized Position
				-L = 10 μ" (0.25 μm) Gold contact, Matte Tin on tail	-SH = Single Horizontal	
					-DV = Double Vertical	
					-DH = Double Horizontal	

MMS	1	NO. PINS PER ROW	02	PLATING OPTION	ROW OPTION	OTHER OPTION
02 thru 40				-F = Gold flash on contact, Matte Tin on tail	-SV = Single Vertical	-“XX” = Polarized Position
				-L = 10 μ" (0.25 μm) Gold contact, Matte Tin on tail	-SH = Single Horizontal	-K = (5.50 mm) .217" DIA Polyimide Film Pick & Place Pad (-SV & -DV only) (-SV = 3 positions min.) (-DV = 4 positions min.)
					-DV = Double Vertical	-M = Metal Pick & Place Pad (4 positions min.) (-DV only)
					-DH = Double Horizontal	-P = Plastic Pick & Place Pad (4 pos. min., -SV only) (5 pos. min., -DV only)
						-TR = Tape & Reel Packaging

Due to technical progress, all designs, specifications and components are subject to change without notice.

WWW.SAMTEC.COM

All parts within this catalog are built to Samtec's specifications.
Customer specific requirements must be approved by Samtec and identified in a Samtec customer-specific drawing to apply.