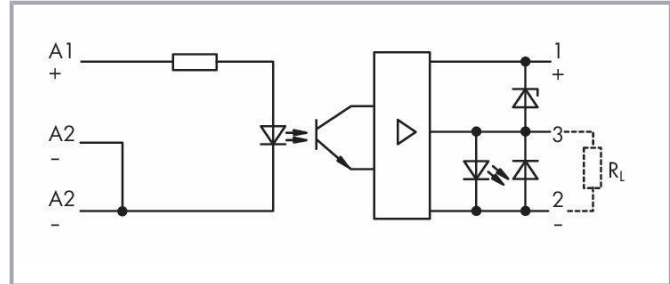


Data sheet | Item number: 286-752

Optocoupler module; Nominal input voltage: 24 VDC; Output voltage range: 20 ... 30 VDC; Limiting continuous current: 0.5 A; 3-wire connection/high-side switching; Frequency: 25 kHz; Red status indicator; Module width: 15 mm; gray




www.wago.com/286-752



Subject to changes. Please also observe the further product documentation!

WAGO GmbH & Co. KG
Hansastr. 27
32423 Minden
Phone: +49571 887-0 | Fax: +49571 887-169
Email: info.de@wago.com | Web: www.wago.com

Do you have any questions about our products?
We are always happy to take your call at +49 (571) 887-44222.



Data

Technical data

Control Circuit

Nominal input voltage U_N	DC 24 V
Input voltage range (high level)	DC 12 ... 30 V
Nominal input current at U_N	15 mA
Input current range	5 ... 20 mA

Load circuit

Circuit type	3-wire connection High-side switching
Limiting continuous current	0.5 A
Nominal output voltage	DC 24 V
Output voltage range	DC 20 ... 30 V
Voltage drop at output (max.)	\leq DC 1.2 V
Leakage current at rated voltage	\leq 2 μ A
Output closed-circuit current (without load) max.	12 mA
Turn-on time	\leq 7 μ s
Turn-off time	\leq 15 μ s
Switching frequency	\leq 25 kHz

Subject to changes. Please also observe the further product documentation!

Signaling

Status indicator	Red LED
------------------	---------

Safety and protection

Rated voltage	300 V
Overvoltage category	II
Pollution degree	2
Dielectric strength (control/load circuit) (AC, 1 min)	3 kVrms
Insulation type (control/load circuit)	Reinforced insulation (safe isolation)
Insulation type (adjacent devices)	Reinforced insulation (safe isolation)
Protection type	IP20

Physical data

Width	15 mm / 0.591 inches
Height from upper-edge of DIN-rail	82.5 mm / 3.25 inches
Depth	52 mm / 2.047 inches

Mechanical data

Mounting type	Pluggable module for receptacle terminal blocks
---------------	---

Material Data

Color	gray
Fire load	0.345 MJ
Weight	17.9 g

Environmental requirements

Ambient temperature (operation at U_N)	-25 ... +40 °C
Ambient temperature (storage)	-25 ... +40 °C
Processing temperature	-25 ... +50 °C
Relative humidity	5 ... 95 % (no condensation permissible)
Operating altitude (max.)	2000 m

Standards and specifications

Standards/specifications	EN 60664-1
--------------------------	------------

Subject to changes. Please also observe the further product documentation!

Commercial data


Product Group	6 (INTERFACE ELECTRONIC)
eCl@ss 10.0	27-26-15-03
eCl@ss 9.0	27-26-15-03
ETIM 8.0	EC001504
ETIM 7.0	EC001504
PU (SPU)	15 (1) pcs
Packaging type	Box
Country of origin	DE
GTIN	4050821336822
Customs tariff number	85365005000

Environmental Product Compliance


RoHS Compliance Status	Compliant, No Exemption
------------------------	-------------------------

Approvals / Certificates

General approvals


Logo	Approval	Additional Approval Text	Certificate name
	EAC Brjansker Zertifizierungsstelle	TP TC 020/2011	EAC_Certificate_RU_C-DE.AM02.B.00115_19

Declarations of conformity and manufacturer's declarations

Logo	Approval	Additional Approval Text	Certificate name
	EU-Declaration of Conformity WAGO GmbH & Co. KG	-	-

Optional accessories

Marking accessories

Marker			
	Item no.: 209-701 WSB marking card; as card; not stretchable; plain; snap-on type; white		www.wago.com/209-701

Terminal blocks

Subject to changes. Please also observe the further product documentation!

Terminal block for pluggable modules



Item no.: 280-619

Terminal block for pluggable modules; 6-pole; with 2-conductor terminal blocks; with orange separator; www.wago.com/280-619 for DIN-rail 35 x 15 and 35 x 7.5; 2.5 mm²; CAGE CLAMP®; 2,50 mm²; gray



Item no.: 280-609

Terminal block for pluggable modules; 6-pole; with 4-conductor terminal blocks; with orange separator; www.wago.com/280-609 for DIN-rail 35 x 15 and 35 x 7.5; 2.5 mm²; CAGE CLAMP®; 2,50 mm²; gray



Item no.: 280-763

Terminal block for pluggable modules; 6-pole; with 4-conductor terminal blocks; with marker carrier; www.wago.com/280-763 with orange separator; for DIN-rail 35 x 15 and 35 x 7.5; 2.5 mm²; CAGE CLAMP®; 2,50 mm²; gray

Downloads

Documentation

Bid Text

286-752 docx - Datei	2019 Feb 20	docx 15.3 kB	Download
-------------------------	-------------	-----------------	----------

286-752 X81 - Datei	2019 Feb 19	xml 3.9 kB	Download
------------------------	-------------	---------------	----------

Instruction Leaflet

		pdf 1.3 MB	Download
--	--	---------------	----------

Additional Information

Disposal and Recycling Electrical and electronic equipment, Batteries, Packaging	V 1.1.0 2022 Aug 18	pdf 2.2 MB	Download
---	------------------------	---------------	----------

CAD/CAE-Data

CAE data

WSCAD Universe 286-752		URL	Download
------------------------	--	-----	----------

Environmental Product Compliance

Compliance Search


Environmental Product Compliance 286-752		URL	Download
--	--	-----	----------

Subject to changes. Please also observe the further product documentation!


Optocoupler module; Nominal input voltage: 24 VDC; Output voltage range: 20 ... 30 VDC; Limiting continuous current: 0.5 A; 3-wire connection/high-side switching; Frequency: 25 kHz; Red status indicator; Module width: 15 mm; gray

Installation Notes

Installation



Coding ensures correct polarity.



Pluggable electronic modules on 2- or 4-conductor carrier terminal blocks

Marking



Marking via WMB Multi Marking System.

Testing

Subject to changes. Please also observe the further product documentation!



Function testing via touch-proof test slots

Subject to changes. Please also observe the further product documentation!

WAGO GmbH & Co. KG
Hansastr. 27
32423 Minden
Phone: +49571 887-0 | Fax: +49571 887-169
Email: info.de@wago.com | Web: www.wago.com

Do you have any questions about our products?
We are always happy to take your call at +49 (571) 887-44222.