

Contact insert module - HC-M-DSUB 09-CT-F - 1417308


Please be informed that the data shown in this PDF Document is generated from our Online Catalog. Please find the complete data in the user's documentation. Our General Terms of Use for Downloads are valid (<http://phoenixcontact.com/download>)



Contact insert module, number of positions: 9, type : D-SUB 9, Socket, Crimp connection, 50 V, 1 A, 0.08 mm² ... 0.5 mm², application: Data, without crimp contacts



Key Commercial Data

Packing unit	1 pc
GTIN	 4 055626 112503
GTIN	4055626112503

Technical data

Dimensions

Height	35.2 mm
Width	34.2 mm
Length	14.6 mm

Electrical characteristics

Rated voltage (III/3)	50 V
Rated current	1 A
Rated surge voltage	0.8 kV
Connection profile	9

Ambient conditions

Ambient temperature (operation)	-40 °C ... 125 °C
---------------------------------	-------------------

Mechanical characteristics

Conductor cross section	0.08 mm² ... 0.5 mm²
Connection cross section AWG	28 ... 20
Stripping length of the individual wire	4.2 mm
Contact diameter	1 mm
Insertion/withdrawal cycles	≥ 500

Contact insert module - HC-M-DSUB 09-CT-F - 1417308

Technical data

Mechanical characteristics

Minimum housing height	52 mm
------------------------	-------

General

Note	For HEAVYCON housing types B6 to B48, HC-M-B... snap-in frames and CUC-DSC-J1BAU-S/DSC.. crimp contacts in accordance with DIN 41652 are required. Crimp contacts are not supplied as standard.
	Connectors may be operated only when there is no load/voltage.
Type	D-SUB 9
Series	HC-M-DSUB-C
Color	light gray
Number of module slots	1
Connection method	Crimp connection
Contact type	turned
Flammability rating according to UL 94	V0
Degree of pollution	3
Overvoltage category	III
Assembly instructions	To ensure correct use, installation in housing with IP54 protection or better is required
	Use of HC-CST-MOD (1636127) coding pins and HC-CBU-MOD (1636130) coding sockets has been prescribed.

Material data

Contact material	Copper alloy
Contact surface material	Au
Contact carrier material	PC
Phase conductor material	Zinc alloy

Standards and Regulations

Flammability rating according to UL 94	V0
----------------------------------------	----

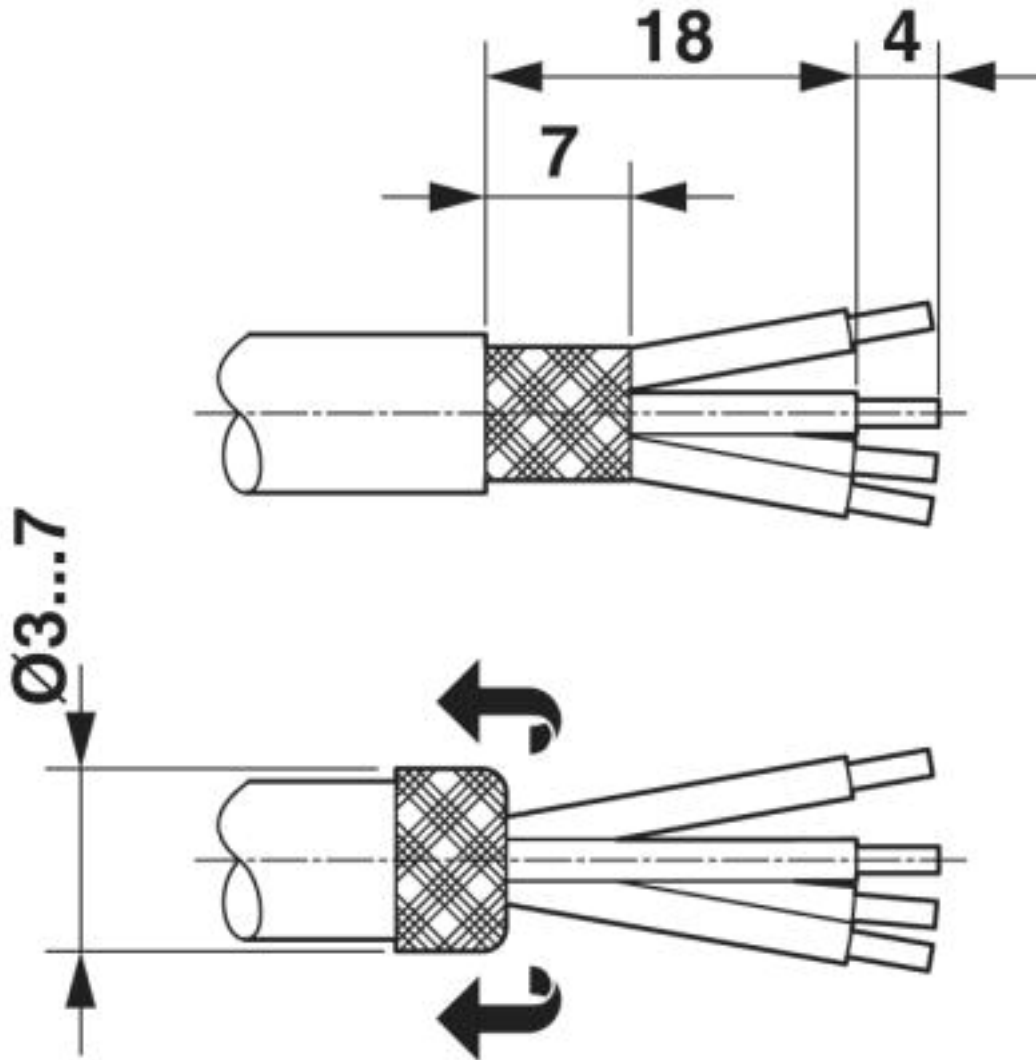
Environmental Product Compliance

China RoHS	Environmentally friendly use period: unlimited = EFUP-e
	No hazardous substances above threshold values

Drawings

Contact insert module - HC-M-DSUB 09-CT-F - 1417308

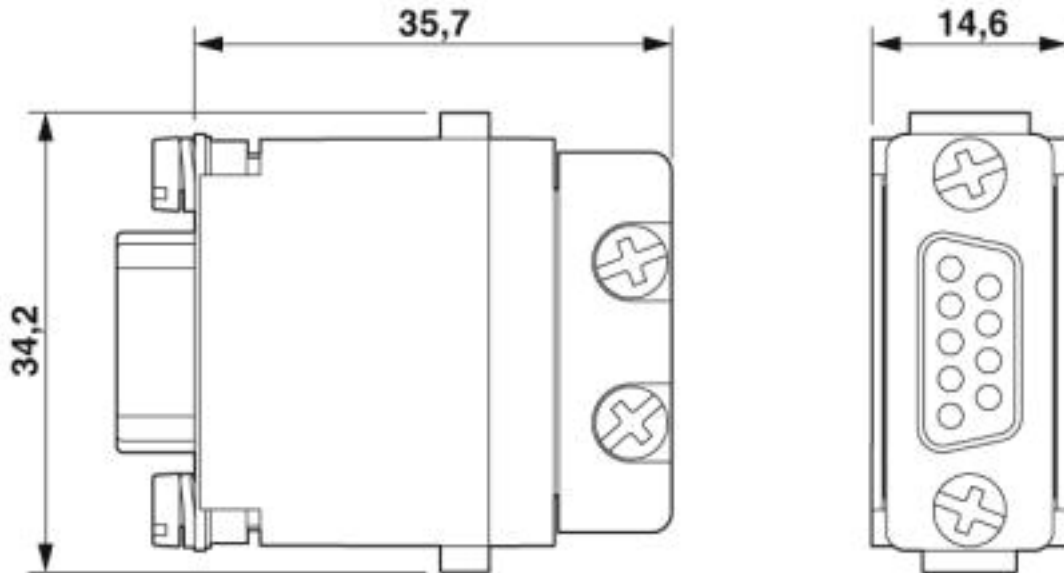
Dimensional drawing



Stripping length specifications; pin assignment. Cable to be used: Order No. 14164457

Contact insert module - HC-M-DSUB 09-CT-F - 1417308

Dimensional drawing



Female insert

Approvals

Approvals

Approvals

EAC

Ex Approvals

Approval details

EAC



RU C-
DE.AI30.B.01102

Phoenix Contact 2019 © - all rights reserved
<http://www.phoenixcontact.com>

PHOENIX CONTACT GmbH & Co. KG
Flachsmarktstr. 8
32825 Blomberg
Germany
Tel. +49 5235 300
Fax +49 5235 3 41200
<http://www.phoenixcontact.com>