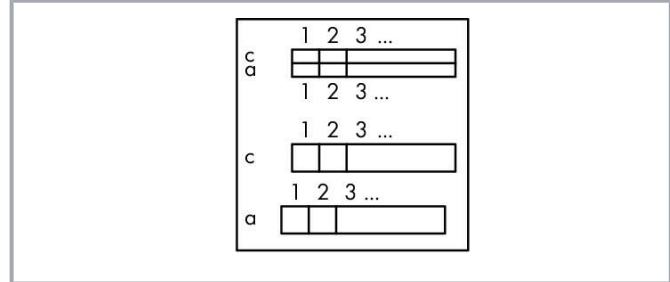



Data sheet | Item number: 289-531

Interface module; Pluggable connector per DIN 41612; 64-pole; Mating connector for solder connection; Vertical mounting; PCB terminal blocks, double-row; in mounting carrier; Type C; 2,50 mm²



www.wago.com/289-531



Data

Electrical data

Operating voltage	≤100 VAC; ≤125 VDC
Nominal current	1 A
Contact resistance (max.)	20 mΩ

Safety and protection

Rated voltage	100 V
Rated surge voltage	0.8 kV
Pollution degree	2
Protection type	IP20

Connection data

Performance level	2 / 400 mating cycles
-------------------	-----------------------

Subject to changes. Please also observe the further product documentation!

WAGO GmbH & Co. KG
Hansastr. 27
32423 Minden
Phone: +49571 887-0 | Fax: +49571 887-169
Email: info.de@wago.com | Web: www.wago.com

Do you have any questions about our products?
We are always happy to take your call at +49 (571) 887-44222.



Connection 1

Connector	Pluggable connector per DIN 41612; Type C; Female connector
Pole number 1	64
Connection type 1	System
Note (conductor cross-section)	12 AWG: THHN, THWN
Mating direction	vertical
For mating connector	with solder contact
Connection type	Pluggable Connector per DIN 41612

Connection 2

Design 2	PCB terminal blocks (double-row)
Pole number 2	64
Connection type 2	Field
Connection technology 2	CAGE CLAMP®
WAGO connector 2	WAGO 236 Series
Solid conductor 2	0.08 ... 2.5 mm ² / 28 ... 12 AWG
Fine-stranded conductor 2	0.08 ... 2.5 mm ² / 28 ... 12 AWG
Strip length 2	5 ... 6 mm / 0.2 ... 0.24 inches

Physical data

Width	171 mm / 6.732 inches
Height	85 mm / 3.346 inches
Depth from upper-edge of DIN-rail	34 mm / 1.339 inches

Mechanical Data

Mounting type	DIN-35 rail
Housing design	Mounting carrier

Material Data

Contact material (connector)	Copper alloy; gold plated
Fire load	2.098 MJ
Weight	164.4 g

Subject to changes. Please also observe the further product documentation!

Environmental requirements

Ambient temperature (operation)	-20 ... +50 °C
Ambient temperature (storage)	-40 ... +70 °C
Relative humidity	85% (non-condensing)

Commercial data


Product Group	6 (INTERFACE ELECTRONIC)
eCl@ss 10.0	27-14-11-52
eCl@ss 9.0	27-14-11-52
ETIM 8.0	EC002780
ETIM 7.0	EC002780
PU (SPU)	1 pcs
Packaging type	box
Country of origin	DE
GTIN	4045454547301
Customs tariff number	85369010000

Environmental Product Compliance

CAS-No.	7439-92-1
REACH Candidate List Substance	Lead
RoHS Compliance Status	Compliant,With Exemption
RoHS Exemption	6(c) 7(a) 7(c)-I 7(c)-II
SCIP notification number (Bulgaria)	8a6f0663-dc62-4076-9ce5-56c61daf26ee
SCIP notification number (Czech Republic)	1aadb34f-7bc5-4b8b-9c7a-4e597fe602aa

Approvals / Certificates

General approvals

Logo	Approval	Additional Approval Text	Certificate name
	EAC Brjansker Zertifizierungsstelle	TP TC 004/2011	EAC RU C-DE.AM02. B.00122 /19

Subject to changes. Please also observe the further product documentation!

Optional accessories

Marking accessories

Marking strip



Item no.: 709-196
Marking strips; for laser printer; translucent

www.wago.com/709-196



Item no.: 709-178
Marking strips; on reel; 7.5 mm wide; not stretchable; plain; snap-on type; white

www.wago.com/709-178



Item no.: 709-177
Marking strips; on reel; 7.5 mm wide; not stretchable; plain; snap-on type; translucent

www.wago.com/709-177

Tool

Operating tool



Item no.: 210-720
Operating tool; Blade: 3.5 x 0.5 mm; with a partially insulated shaft; multicoloured

www.wago.com/210-720

Downloads

Documentation

Bid Text

289-531 X81 - Datei	2019 Feb 19	xml 3.5 kB	Download
------------------------	-------------	---------------	----------

289-531 doc - Datei	2015 Feb 9	doc 27.1 kB	Download
------------------------	------------	----------------	----------

Instruction Leaflet

		pdf 1.3 MB	Download
--	--	---------------	----------

Additional Information

Disposal and Recycling Electrical and electronic equipment, Batteries, Packaging	V 1.1.0 2022 Aug 18	pdf 2.2 MB	Download
---	------------------------	---------------	----------

Subject to changes. Please also observe the further product documentation!

CAD/CAE-Data

CAD data

2D/3D Models 289-531	URL	Download
----------------------	-----	----------

CAE data

EPLAN Data Portal 289-531	URL	Download
---------------------------	-----	----------

WSCAD Universe 289-531	URL	Download
------------------------	-----	----------

ZUKEN Portal 289-531	URL	Download
----------------------	-----	----------

Environmental Product Compliance


Compliance Search

Environmental Product Compliance 289-531	URL	Download
--	-----	----------


Interface module; Pluggable connector per DIN 41612; 64-pole; Mating connector for solder connection; Vertical mounting; PCB terminal blocks, double-row; in mounting carrier; Type C; 2,50 mm²

Installation Notes

Conductor termination




Conductor termination – screwdriver actuation parallel to conductor entry




Conductor termination – screwdriver actuation perpendicular to conductor entry

Installation

Subject to changes. Please also observe the further product documentation!



Snapping a module onto DIN-rail.



Removing a module from the DIN-rail.

Subject to changes. Please also observe the further product documentation!