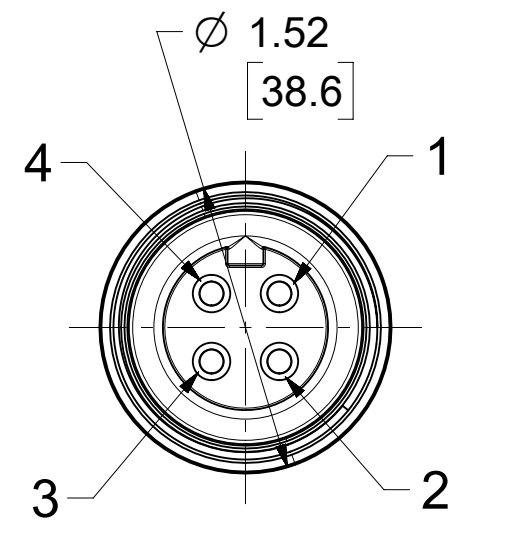
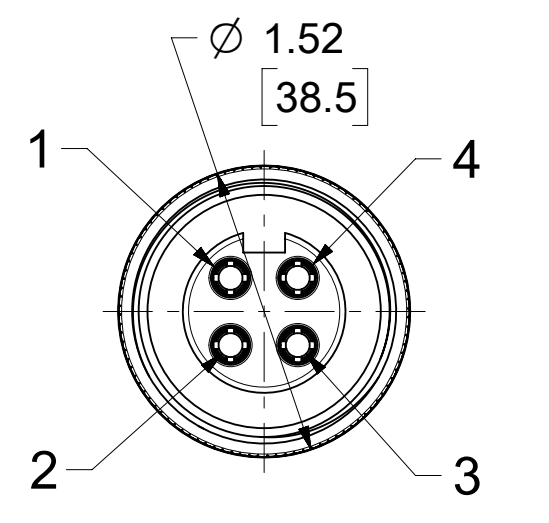
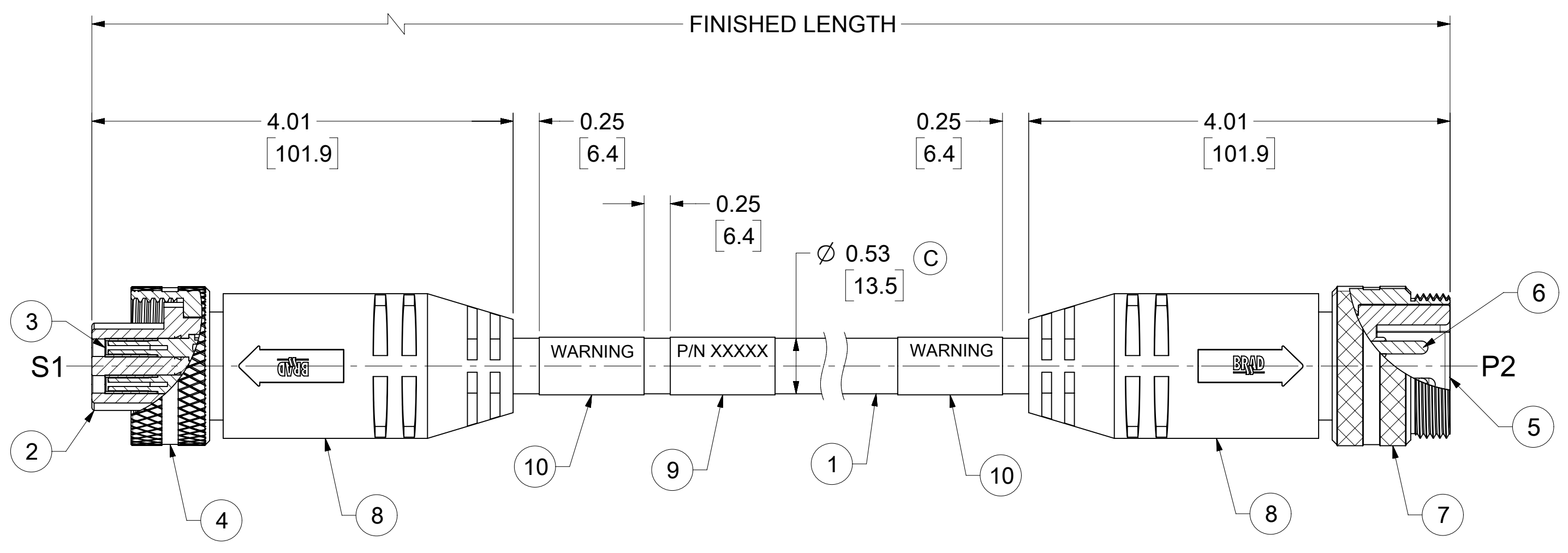
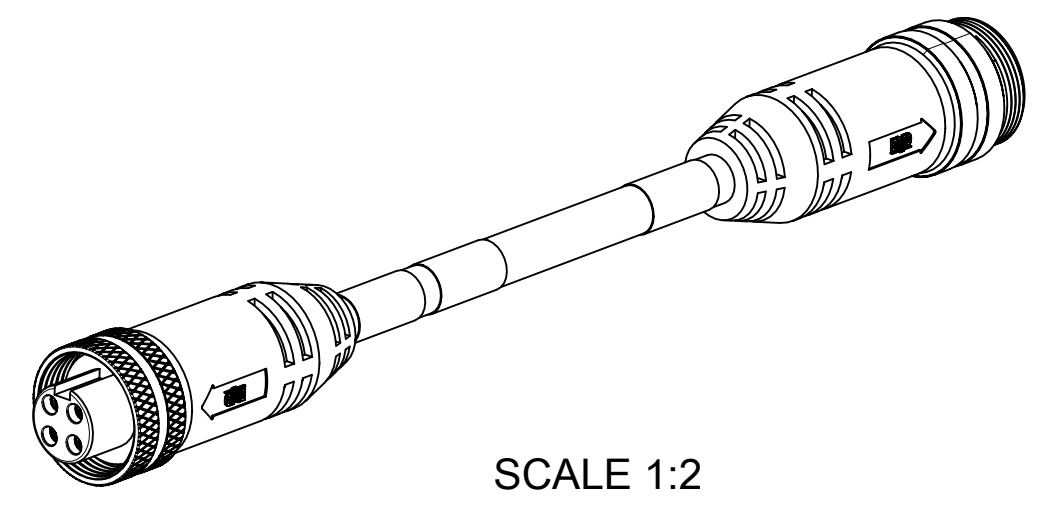


MATERIAL NO.	ENGINEERING NO.	FINISHED LENGTH
1300640453	CC4030K17M010G	1M (3 FT 3.37 IN)
1300640515	CC4030K17M650G	65M (213 FT 3.06 IN)
1300642118	CC4030K17T130G	130M (426 FT 6.11 IN)

C CABLE LENGTH TOLERANCES

<.3M [1FT]:	+19mm-0 [+.75in-0]
.3 - .9M [1 - 3FT]:	+44.5mm-0 [+1.75in-0]
.9 - 1.8M [3 - 6FT]:	+55.6mm-0 [+2.19in-0]
1.8 - 3.7M [6 - 12FT]:	+88.9mm-0 [+3.50in-0]
3.7 - 7.3M [12 - 24FT]:	+165.1mm-0 [+6.50in-0]
7.3-14.6M [24 - 48FT]:	+317.5mm-0 [+12.50in-0]
14.6 - 30.5M [48-100FT]:	+622.3mm-0 [+24.50in-0]
OVER 30M [100FT]	+2% OF FINISHED LENGTH



- NOTES:
1. MATERIAL: AS NOTED
 2. FINISH: AS NOTED
 3. ELECTRICAL:
 - VOLTAGE: 500V PER IEC60664 **C**
 - 600V PER UL2237
 - CURRENT: 32A
 4. TEMP RATING: -20°C TO +90°C
 5. PROTECTION: IP67 (WHEN MATED)
 6. UL LISTED FILE: 258922
 7. COUPLING THREAD: 1 3/8"-16 UN
 8. ALL DIMS ARE FOR REFERENCE UNLESS TOLERANCED OR NOTED OTHERWISE

WIRING DIAGRAM

S1		P2	
1	BLACK #1	1	
2	GREEN/YELLOW	2	
3	BLACK #3	3	
4	BLACK #2	4	

PART NUMBER LEGEND **C**

CC4030K17M010G

FINISHED LENGTH
 M001 = 0.1 METER
 M010 = 1.0 METER
 M100 = 10.0 METER
 T100 = 100 METER

ITEM	DESCRIPTION	MATERIAL	FINISH
10	WARNING LABEL	VINYL	ORANGE/BLACK
9	WRAP LABEL	VINYL	BLACK/YELLOW
8	OVERMOLD	TPE	BLACK
7	MALE COUPLING NUT	ALUMINIUM	CLEAR ANODIZE
6	PIN CONTACT	Cu ALLOY	GOLD OVER NICKEL
5	MALE INSERT	TPE	BLACK
4	FEMALE COUPLING NUT	ALUMINIUM	CLEAR ANODIZE
3	SOCKET CONTACT	Cu ALLOY	GOLD OVER NICKEL
2	FEMALE INSERT	TPE	BLACK
1	CABLE, #10-4, TC-ER	TPE	BLACK

FUNCTIONAL SYMBOLS	THIS DRAWING CONTAINS INFORMATION THAT IS PROPRIETARY TO MOLEX ELECTRONIC TECHNOLOGIES, LLC AND SHOULD NOT BE USED WITHOUT WRITTEN PERMISSION		CURRENT REV DESC: UPDATED ITEM #2.5.8 WERE PVC, 9&10, WERE PLASTIC FILM, PART NO. LEGEND ADDED MATERIAL TABLE, TOL. TABLE, IEC VOLT & CABLE DIA.	
	DIMENSION UNITS	SCALE	EC NO: 709714	
	INCH/MM	1:1	DRWN: VHANDI	2020/05/29
	GENERAL TOLERANCES (UNLESS SPECIFIED)		CHK'D: RSTONE	2022/06/08
DIVISIONAL SYMBOLS	4 PLACES	±	APPR: BWOODMAN	2022/06/14
	3 PLACES	±	INITIAL REVISION:	
	2 PLACES	±	DRWN: BRUPERT	2011/11/09
	1 PLACE	±	APPR: BWOODMAN	2014/09/04
ANGULAR TOL		± °	THIRD ANGLE PROJECTION	
DRAFT WHERE APPLICABLE MUST REMAIN WITHIN DIMENSIONS		DRAWING		SERIES
		C-SIZE	130064	MATERIAL NUMBER
				CUSTOMER
				SHEET NUMBER
				1 OF 1