


## Transformer, 2:1 Flux Coupled Transformer 5MHz - 85 MHz

Rev. V3

### Features

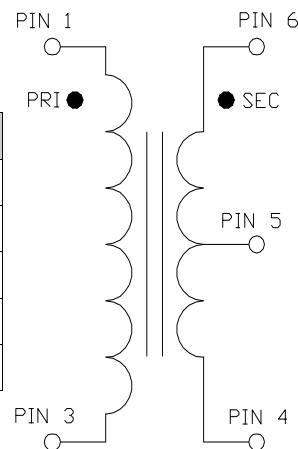
- Surface mount
- 2:1 Impedance ratio
- Centre tap on secondary
- Suitable for DOCSIS 3.0
- RoHS compliant
- Available on tape and reel



**Electrical Specifications:**  $Z_0 = 75\Omega$ ,  $T_A = 25^\circ\text{C}$ ,  $P_{in} = 0\text{dBm}$

Parameter	Conditions	Units	Min	Typ	Max
Frequency Range		MHz	5		85
Impedance		$\Omega$		75	
Impedance Ratio				2:1	
Insertion Loss (Pin1 - Pin6)	5 - 50 MHz	dB	-	0.4	0.6
	50 - 85 MHz	dB	-	0.5	0.7
Insertion Loss (Pin1 - Pin4)	5 - 50 MHz	dB	-	0.4	0.6
	50 - 85 MHz	dB	-	0.5	0.7
Amplitude Balance	5 - 50 MHz	dB	-	0.02	$\pm 0.2$
	50 - 85 MHz	dB	-	0.04	$\pm 0.3$
Phase Balance	5 - 50 MHz	$^\circ$	-	0.1	$\pm 2.0$
	50 - 85 MHz	$^\circ$	-	0.3	$\pm 3.0$
Input Return Loss (Pin1)	5 - 45 MHz	dB	20	25	-
	45 - 85 MHz	dB	15	19	-

### Schematic



### Pin Configuration

Pin No.	Function
1	Primary Dot
3	Primary
4	Secondary
5	Secondary Centre Tap
6	Secondary Dot

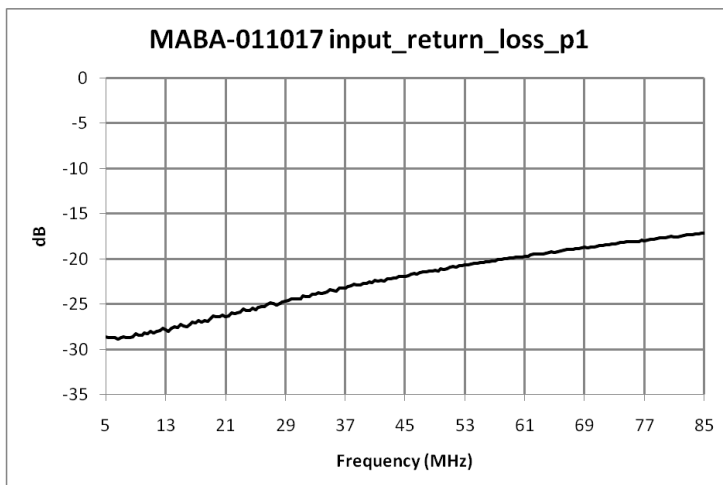
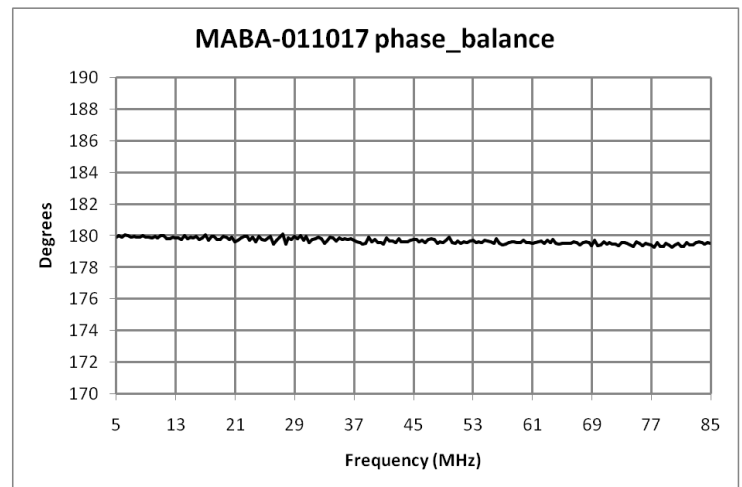
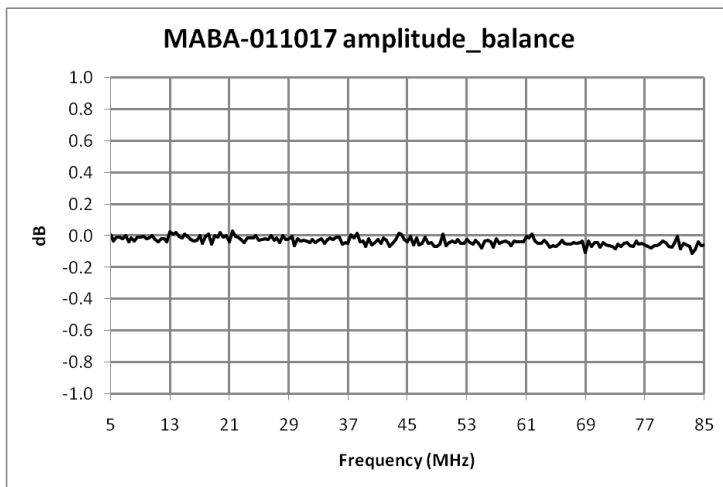
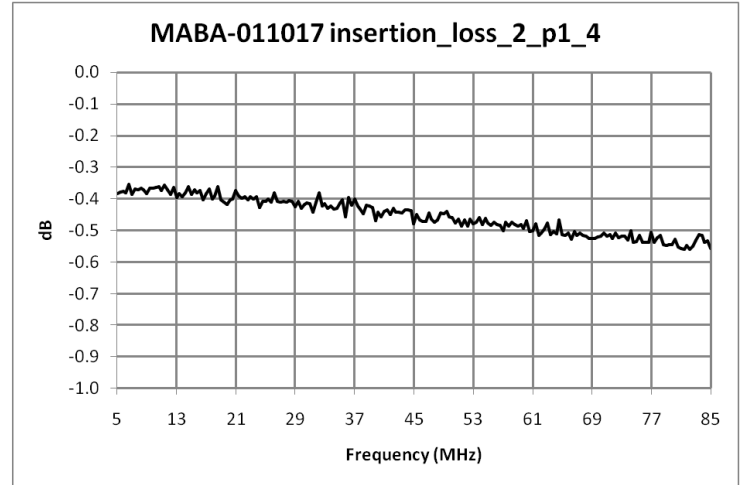
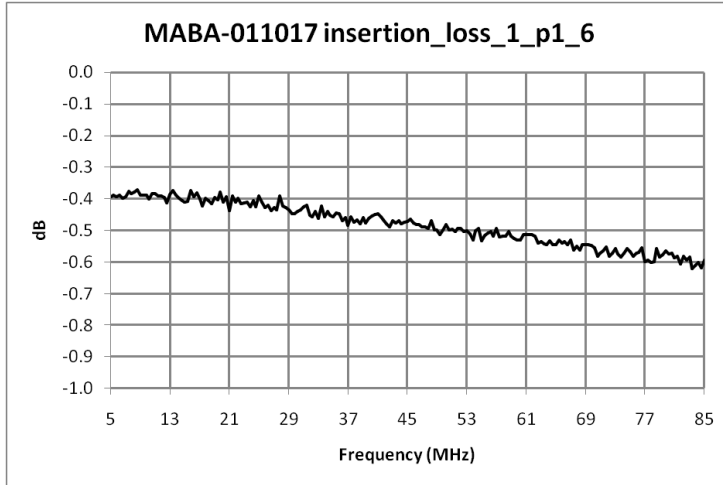
# MABA-011017



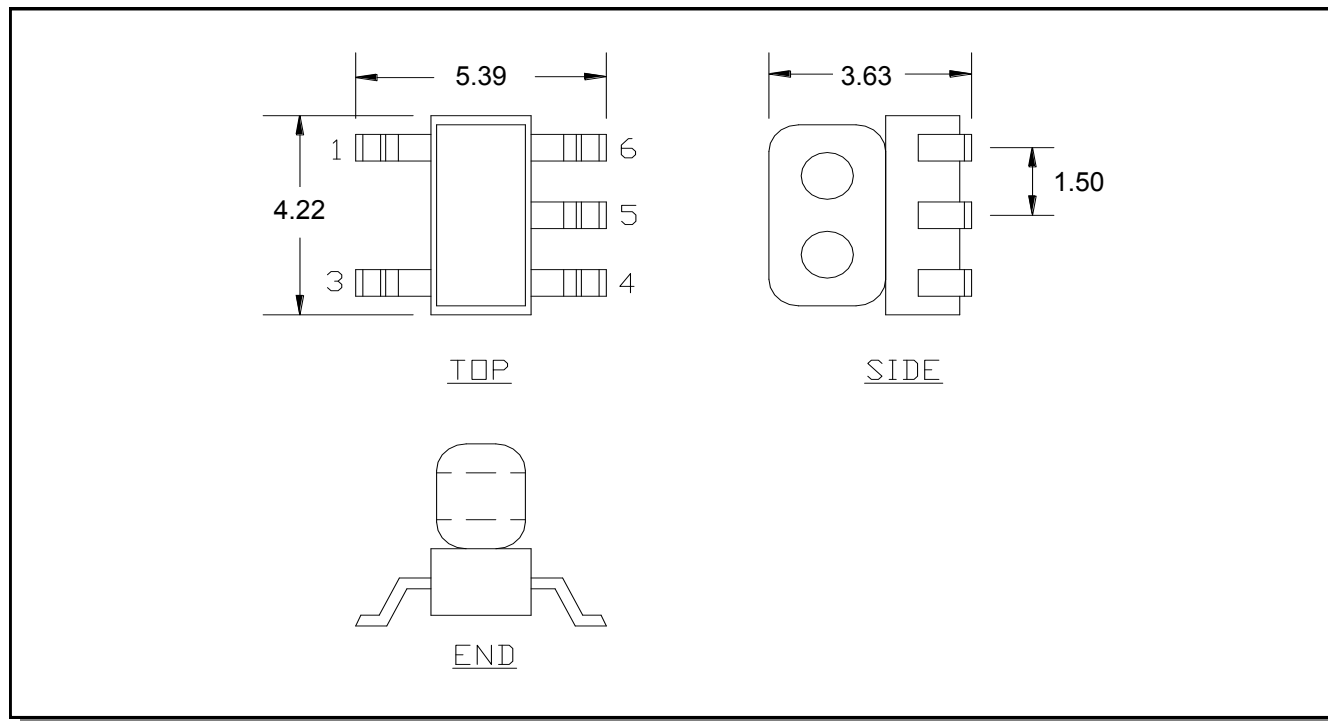
Transformer, 2:1 Flux Coupled Transformer  
5MHz - 85 MHz

Rev. V3

Electrical Specifications:  $Z_0 = 75\Omega$ ,  $T_A = 25^\circ\text{C}$ ,  $P_{in} = 0\text{dBm}$

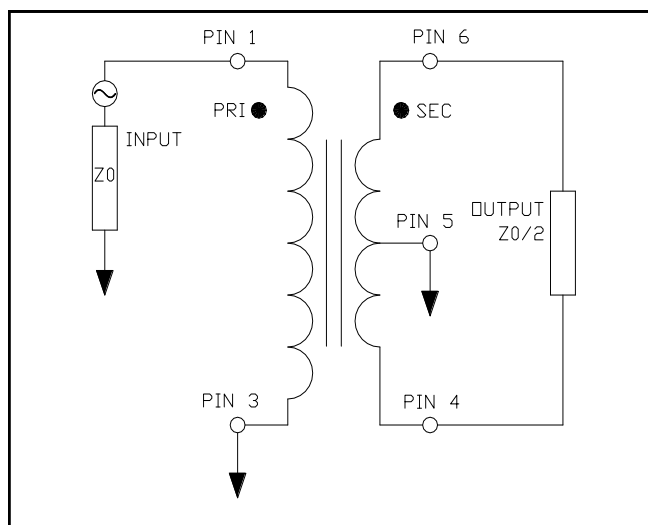


## Outline Drawing

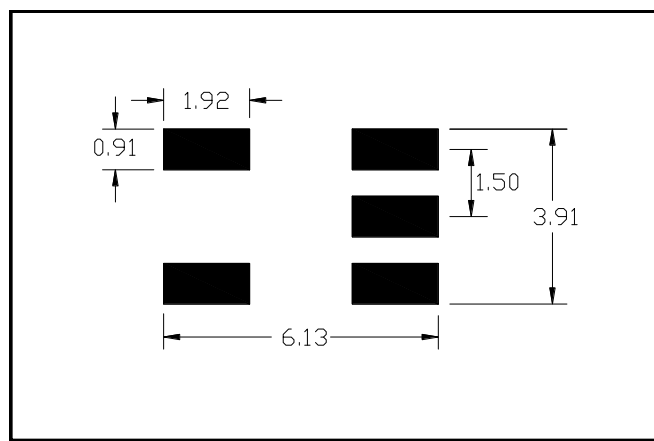


1. Dimensions in mm.
2. Tolerance:  $\pm 0.2$ mm unless otherwise noted.
3. Model number and lot code printed on reel.
4. Lead plating (CuSn6) Lead finish SAC-305.

## Application Circuit



## Recommended Footprint



3

M/A-COM Technology Solutions Inc. (MACOM) and its affiliates reserve the right to make changes to the product(s) or information contained herein without notice. Visit [www.macom.com](http://www.macom.com) for additional data sheets and product information.

## Tape & Reel Information

Parameter	Units	Value
Qty per reel	-	2000
Reel size	mm	330
Tape width (W)	mm	12.00
Pitch (P <sub>1</sub> )	mm	8.00
A <sub>0</sub>	mm	5.6
B <sub>0</sub>	mm	4.5
K <sub>0</sub>	mm	4.0
Orientation	-	F26
Reference Application note ANI-019 for orientation		

## Ordering Information

Part Number	Description
MABA-011017	Tape & Reel
MABA-011017-TB	Customer Evaluation Board

## Recommended Maximum Ratings

Parameter	Value
Input Power	At least +28dBm (631mW)
DC Current (tested at 5V)	At least 600mA
Operating Temperature Range	-40°C to +85°C

Temperature data available on request