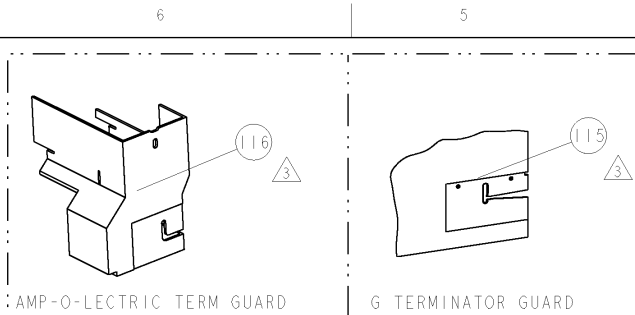


PART NUMBER	REV	FIRST USED	POWER UNIT	FEED TYPE	DESCRIPTION
1855299-1	A	122500-1	LEADMAKER	AIR FEED	CUTS CARRIER
1855299-2	A	565435-5	BENCH MODEL K	AIR FEED	CUTS CARRIER
1855299-3	A	354500-1	BENCH MODEL G	AIR FEED	CUTS CARRIER
1855299-6	A	122500-1	LEADMAKER	AIR FEED	CONTINUOUS CARRIER
7-1855299-7	A	-	-	-	SPARE PARTS

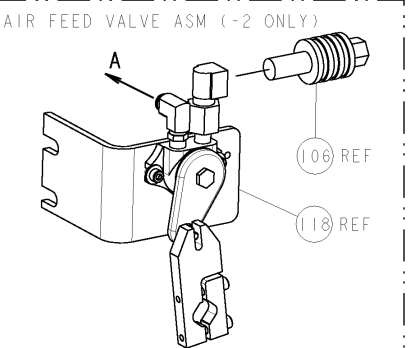
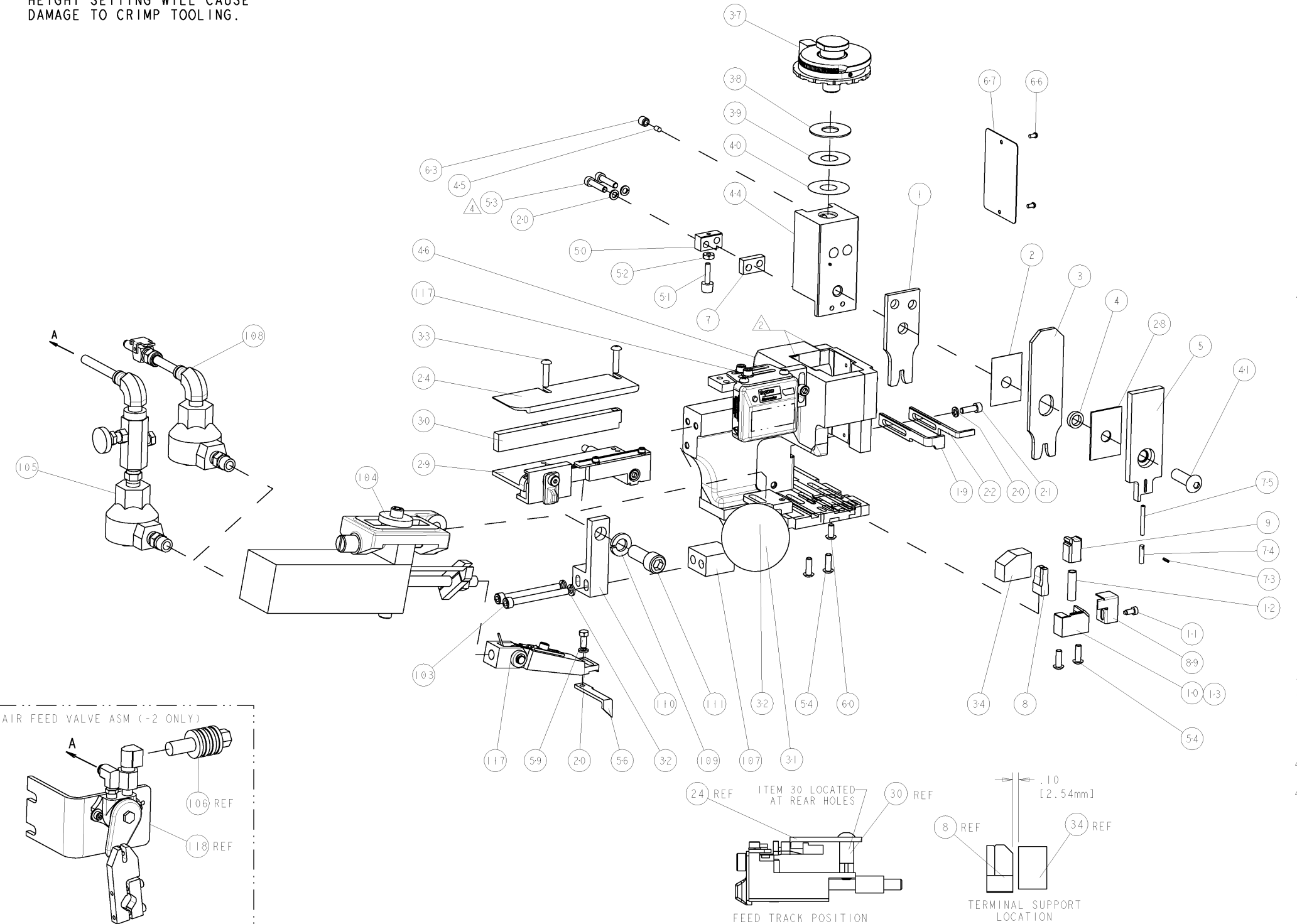


TERMINAL NAME: FORD TERMINAL			
TYCO PN	MFR PN	FORD TERMINAL - TYCO CRIMP SPECS	
1949398	F40B-14474-AA		
-	-	CRIMP HEIGHT	WIRE SIZE
-	-	2.51±0.05mm [0.099±.002]	10AWG
-	-	2.11±0.05mm [0.083±.002]	12AWG
-	-	-	-
-	-	-	-
-	-	-	-
-	-	-	-
-	-	CRIMP	SIZE
-	-	-	TYPE
-	-	-	RANGE
-	-	WIRE	3.56mm [0.140]
-	-	INSUL	4.32mm [0.170]
-	-	-	4.6mm MAX
WIRE STRIP LENGTH	TERM APPL SPEC	FEED	APPLICATOR INSTRUCTIONS
4.7mm-5.08mm	NONE	18.75mm	408-8040
			SET UP GAGE
			458637-1

LOC	DIST	REVISIONS			
A	66	REV	DESCRIPTION	DATE	OWN
		A	RELEASED	26 JUN 2007	BH
		A1	ECR-09-000091	05 JAN 2009	MY

- RECOMMENDED SPARE PARTS
- GREASE LIGHTLY
- GUARD MUST BE IN PLACE WHEN OPERATING APPLICATOR IN A BENCH MACHINE
- CUT TO LENGTH AT ASSEMBLY.

*** WARNING**
ON INSTALLATION, SET WIRE DISC TO LARGEST WIRE SIZE SETTING. USE OF SETTINGS BELOW MIN. REQUIRED CRIMP HEIGHT SETTING WILL CAUSE DAMAGE TO CRIMP TOOLING.



-	-	-	REF	-	-	692655-6	AIR FEED VALVE ASSEMBLY	118
-	-	-	-	-	-	461062-1	FEED FINGER ASSEMBLY	117
-	-	-	REF	-	-	455749-1	GUARD WINDOW	116
-	-	-	REF	-	-	679532-1	INSERT, GUARD	115
-	-	-	-	-	-	3-21001-5	SCR, SKT HD CAP 3/8-16 X 1.000	111
-	-	-	-	-	-	459610-3	MOUNT, FEED BRACKET	110
-	-	-	-	-	-	21024-8	WASHER, SPRG LOCK, REG 3/8	109
-	-	-	-	-	-	692655-7	AIR FEED VALVE ASSEMBLY	108
-	-	-	-	-	-	461690-1	SPACER, AIR FEED	107
-	-	-	REF	-	-	24024-2	VALVE, SHUT OFF	106
-	-	-	-	-	-	692655-5	AIR FEED VALVE ASSEMBLY	105
-	-	-	-	-	-	461065-2	ASSEMBLY, AIR FEED	104
-	2	2	2	2	-	4-21000-3	SCR, SKT HD CAP 10-32 X 2.000	103
-	-	-	-	-	-	318563-1	GUARD, FRONT CHIP	89
-	-	-	-	-	-	5-547505-2	SPRING, COMPRESSION	75
-	-	-	-	-	-	854769-1	HOLDER, INS	74
-	-	-	-	-	-	21028-2	PIN, SLOTTED SPRING .062 X .250	73
-	-	-	-	-	-	4088040	SF APPL INST 408-8040	72
-	-	-	-	-	-	217238-1	GENERAL INSTRUCTION PKG	71
-	-	-	-	-	-	461264-5	PLATE, IDENTIFICATION	67
-	2	2	2	2	-	21017-2	SCREW, DRIVE	66
-	-	-	-	-	-	21009-2	SCR, SET, SELF LOCKING 1/4-20 X .250	63
-	-	-	-	-	-	22733-8	SCR, BHSC, SELF-LOCKING, 8-32 X .375	60
-	-	-	-	-	-	2-22603-1	SCR, HEX HD CAP 8-32 X .375	59
-	-	-	-	-	-	458537-2	PAWL, FEED	56
-	4	4	4	4	-	2-21002-2	SCR, BTN SKT HD CAP 8-32 X .500	54
-	2	2	2	2	-	2-21000-9	SCR, SKT HD CAP 8-32 X .750	53
-	-	-	-	-	-	21018-5	NUT, HEX, REG 6-32	52
-	-	-	-	-	-	811242-2	BUMPER, HOLD DOWN	51
-	-	-	-	-	-	690753-1	SPACER, TONKER	50
-	-	-	-	-	-	1633399-1	APPL., BASIC AIR FEED SUB ASSY	46
-	-	-	-	-	-	690191-1	PLUG, NYLON	45
-	-	-	-	-	-	1-455673-4	RAM, SIDE FEED	44
-	-	-	-	-	-	7-21002-9	SCR, BTN SKT HD CAP 5/16-24 X 1.00	41
-	-	-	-	-	-	469367-3	SHIM	40
-	-	-	-	-	-	690125-1	SHIM SUB-ASSY	39
-	-	-	-	-	-	469367-7	SHIM	38
-	-	-	-	-	-	879103-2	FINE ADJUST HEAD ASSEMBLY	37
-	-	-	-	-	-	690786-6	TERMINAL SUPPORT	34
-	2	2	2	2	-	2-21002-4	SCR, BTN SKT HD CAP 8-32 X .750	33
-	3	3	3	3	-	21024-5	WASHER, SPRG LOCK, REG NO 10	32
-	-	-	-	-	-	3-21000-4	SCR, SKT HD CAP 10-32 X .375	31
-	-	-	-	-	-	1320908-6	SPACER, STRIP GUIDE	30
-	-	-	-	-	-	1-1633091-2	ASSEMBLY, STRIP GUIDE	29
-	-	-	-	-	-	1-455888-0	SPACER, CRIMPER	28
-	-	-	-	-	-	1320928-1	PLATE, STRIP GUIDE	24
-	-	-	-	-	-	690472-2	STRIPPER	22
-	-	-	-	-	-	2-21000-7	SCR, SKT HD CAP 8-32 X .500	21
-	4	4	4	4	-	21024-4	WASHER, SPRG LOCK, REG NO 8	20
-	-	-	-	-	-	691353-1	STRIPPER	19
-	-	-	-	-	-	679625-2	SHEAR HOLDER, FRONT (NO CUT)	13
-	-	-	-	-	-	3-22280-3	SPRING, COMPRESSION	12
-	-	-	-	-	-	690461-2	STOP, SHEAR	11
-	-	-	-	-	-	1-690459-0	SHEAR HOLDER, FRONT	10
-	-	-	-	-	-	462006-6	FLOATING SHEAR, FRONT	9
-	-	-	-	-	-	1-1633115-3	ANVIL, COMBINATION .140	8
-	-	-	-	-	-	3-240641-5	SPACER	7
-	-	-	-	-	-	854772-1	DEPRESSOR, SHEAR	5
-	-	-	-	-	-	238011-2	BLOCK, CRIMPER SPACER	4
-	-	-	-	-	-	3-1213077-3	CRIMPER, INSULATION PREMIUM	3
-	-	-	-	-	-	455888-1	SPACER, CRIMPER	2
-	-	-	-	-	-	456411-3	CRIMPER, WIRE PREMIUM	1

DIMENSIONS:		TOLERANCES UNLESS OTHERWISE SPECIFIED:		APPROVED:		CUSTOMER DRAWING	
INCHES	10 PLC	±.01	±.001	APPROVED	DATE	SCALE	SHEET
	2 PLC	±.001	±.0001	DATE	SCALE	SHEET	OF
	3 PLC	±.0001	±.00001	DATE	SCALE	SHEET	OF
	4 PLC	±.00001	±.000001	DATE	SCALE	SHEET	OF
	ANGLES	±		DATE	SCALE	SHEET	OF
MATERIAL	FINISH			DATE	SCALE	SHEET	OF