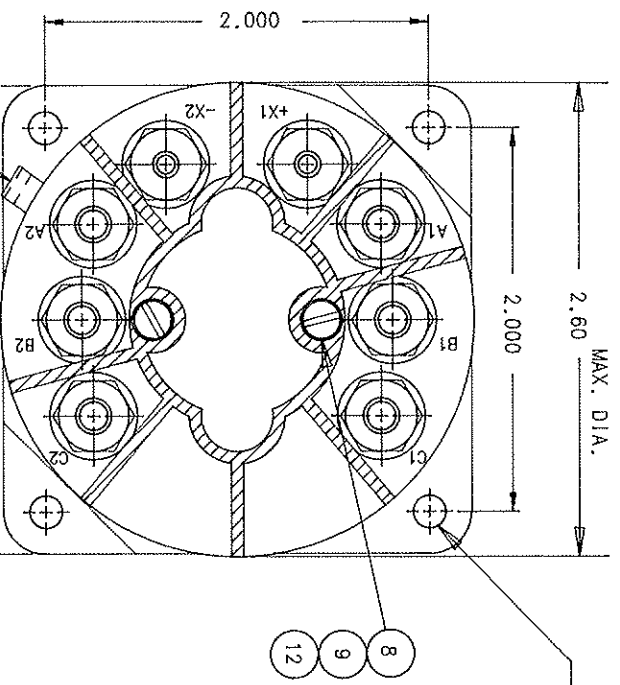


REVISIONS		RELEASED	DATE	APPROVED
SWM				
F	26104	REDRAWN ON CAED'S. OPERATE AND RELEASE TIME ADDED	94/05/31	RS
G	33623	FIND NOS 15 & 16 ADDED	97/09/08	RS



1.71 DIA. HOLE  
4 MTG. HOLES

CONSTRUCTION  
MAIN CONTACTS  
CONFIGURATION  
VOLTAGE (NOM)  
CURRENT RES.  
IND.  
MOTOR

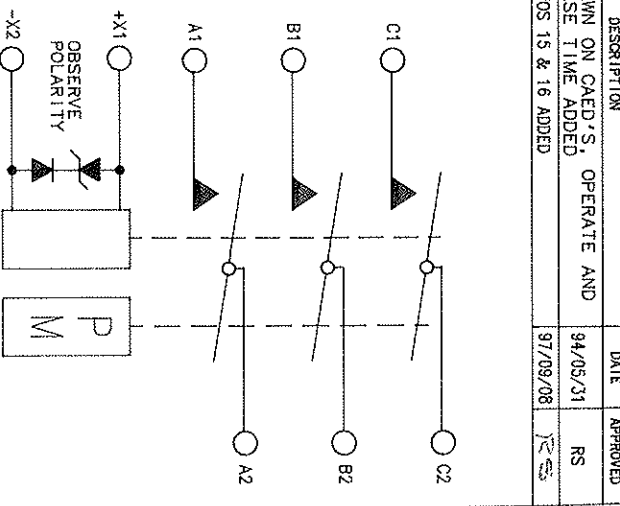
COIL DATA  
DUTY CYCLE  
NOM. COIL VOLTAGE  
PICKUP MAX.  
DROPOUT  
COIL CURRENT AT 28 VDC, 25°C  
OPERATE TIME AT 28 VDC, 25°C  
RELEASE TIME AT 28 VDC, 25°C  
ENVIRONMENTAL DATA  
AMBIENT TEMP.  
ALTITUDE  
LIFE ELECTRICAL  
LIFE MECHANICAL  
VIBRATION  
WEIGHT MAX.

GASKET SEALED (VENTED)

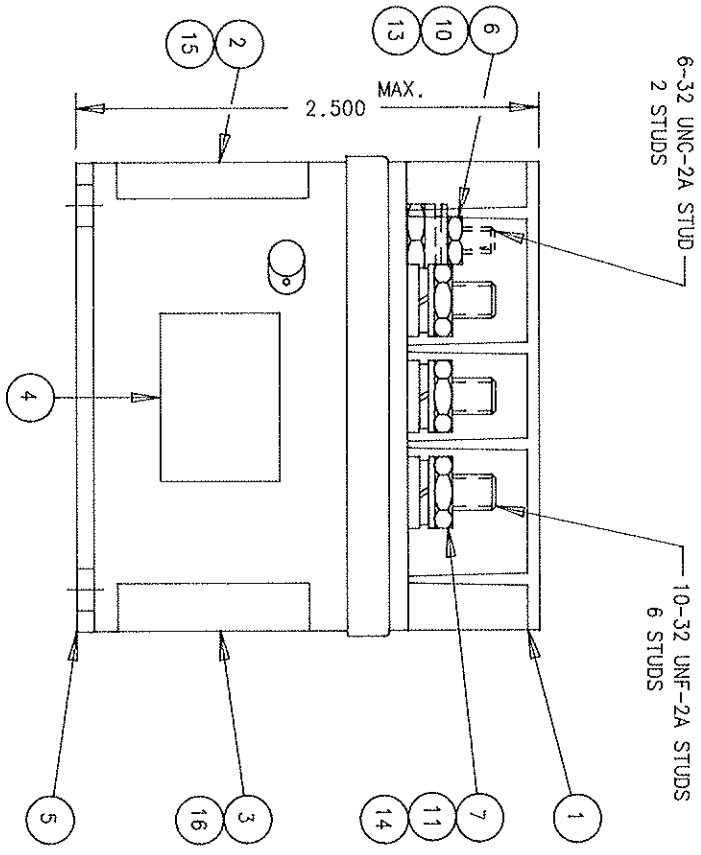
3PST SIDESTABLE  
115/200 VAC 400 HZ  
50 AMP  
50 AMP  
50 AMP

CONTINUOUS  
28VDC  
18 VDC  
1.5 TO 7.0 VDC  
280 AMP MAX.  
35 MS MAX.  
35 MS MAX.

-55°C TO +71°C  
50,000 FEET MAX  
50,000 CYCLES MIN.  
100,000 CYCLES  
10 G's 75 - 2000 HZ  
11 OZ.



- NOTES:
1. COIL TRANSIENT VOLTAGE LIMITED TO ±50 VOLTS, REFERENCED TO ZERO VOLTS.
  2. REF: AGUSTA EA06E001J.
  3. UNIT DESIGNED TO MEET THE APPLICABLE REQUIREMENTS OF MIL-R-6106, SPEC. NO. B5.36100
  4. UNIT DESIGNED TO MEET THE REQUIREMENTS OF B.S.I. SPEC. NO. B5.36100 PART 2, SECTION 3, SUBSECTION 3.5, CLASSIFICATION LEVEL C.



QTY	PART OR IDENTIFYING NO	NOMENCLATURE OR DESCRIPTION	FORM NO	DRAWING OR SPECIFICATION	MATERIAL OR NOTE
16	1	39529-003	OVERLAY		
15	1	39529-001	OVERLAY		
14	6	51810-054	WASHER, NO. 10 SPLIT LOCK		BRONZE
13	2	51806-014	WASHER, NO. 6 SPLIT LOCK		BRONZE
12	2	51805-011	WASHER, NO. 5 SPLIT LOCK		BRONZE
11	6	51702-844	WASHER, 3/8 X 13/64 X .032 FLAT		BRASS
10	2	51702-204	WASHER, 3/8 X 9/64 X .032 FLAT		BRASS
9	2	51701-180	WASHER, 3/16 X .103 X .015		INVAR
8	2	51205-591	SCREW, 5-40 X 3/8 RD. HD.		BRASS
7	6	50410-054	NUT, 10-32 X 5/16 X 9/64 HEX.		BRASS
6	2	50406-034	NUT, 6-32 X 1/4 X 5/64 HEX.		BRASS
5	1	41068-020	CONTACTOR ASSEMBLY PRIMARY		
4	1	25695-001	PLATE - WARNING		
3	1	41089-001	PLATE - WIRING DIAGRAM		
2	1	16045-001	PLATE - NAME		
1	1	15549-001	SHIELD - TERMINAL		

FINO	QTY	PART OR IDENTIFYING NO	NOMENCLATURE OR DESCRIPTION	FORM NO	DRAWING OR SPECIFICATION	MATERIAL OR NOTE
1	1	15549-001	SHIELD - TERMINAL			

UNLESS OTHERWISE SPECIFIED DIMENSIONS ARE IN INCHES TOLERANCES ON

±.03 ±.010 ±1°

DR BY	RLS	97/09/16
CHK BY	RS	97/09/16
ENGR	RS	97/09/16
MFG	W	97/09/16
RELEASE		
CONTR NO.		
GOVT APPVL		

HARTMAN ELECTRICAL MANUFACTURING  
MANSFIELD, OHIO

CONTACTOR-3PST N.O. SIDESTABLE  
50 AMP, 115/200 V 400 HZ.

SIZE CODE IDENT DWG NO.  
C 74063 D-7M

SCALE NONE SHEET