



36 Watt Desktop C8 Adapter Series



Features

- DOE Level VI Efficiency Compliant
- EU CoC Tier 2 Compliant (Except 12V model)
- Non-vented/Spill-proof Case
- Class B EMI

Applications

- Networking
- Peripherals
- Consumer Electronics

Safety Compliance

- UL/IEC62368-1

Mechanical Characteristics

- Length: 99mm (3.94in)
- Width: 50mm (1.97in)
- Height: 33mm (1.30in)
- Weight: 170g (6 oz)

Output Specifications

Model	Output Voltage	Max Current	Output Power	Regulation	Ripple & Noise ¹ p-p(max)
PPL36W-050	5V	5A	25W	± 6 %	80mV
PPL36W-075	7.5V	4A	30W	± 5 %	75mV
PPL36W-085	8.5V	3.52A	30W	± 5 %	85mV
PPL36W-090	9V	3.34A	30W	± 5 %	90mV
PPL36W-120L6	12V	3A	36W	± 5 %	120mV
PPL36W-135	13.5V	2.66A	36W	± 5 %	135mV
PPL36W-150	15V	2.4A	36W	± 5 %	150mV
PPL36W-160	16V	2.25A	36W	± 5 %	160mV
PPL36W-180	18V	2A	36W	± 5 %	180mV
PPL36W-240	24V	1.5A	36W	± 5 %	240mV
PPL36W-480	48V	0.75A	36W	± 5 %	480mV

Notes:

1. 20MHz bandwidth frequency oscilloscope, add a 0.1µF multilayer Cap. and Low ESR Electrolytic Cap. (47µF) at output connector terminals (nominal line voltage, full load)

Input:**AC Input Voltage Rating**

100 to 240VAC

AC Input Voltage Range

90 to 264VAC

AC Input Frequency

50 to 60Hz

Input Current

1A max.

Leakage Current

<0.25mA

Inrush Current

70A max/230VAC

(Cold Start at ambient 25°C)

Input Power Saving

≤0.075W at 115VAC and 230VAC, no load

(All models except 12V)

≤0.1W at 115VAC and 230VAC, no load (12V only)

OUTPUT:**Efficiency²**

DOE Level VI

CoC V5 Tier 2

Over-Voltage Protection

V out 180% max

Short-Circuit Protection

Auto-recover after short-circuit fault being removed

Over-Current Protection

I out 170% max – 12V

I out 200% max – All models except 12V

ENVIRONMENTAL**Temperature**

Operating 0°C to +40°C

Non-operating -20°C to +80°C

Operating Humidity 20°C to 80%

Emissions

Complies with FCC Class B

Complies with EN55032 Class B

Dielectric Withstand (Hi-Pot) Test

Primary to Secondary: 3000VAC for 1 min, 10mA

Insulation Resistance

Primary to Secondary: 10 M ohm for 500 VDC

DC Cable Length

1000MM – 5V only

1500MM

DC Cable Type

16AWG – 5V, 7.5V

18AWG – 8.5V, 9V, 12V, 13.5V, 15V, 16V, 18V

20AWG – 24V

22AWG – 48V

DC Output Connector

2.1mm x 5.5mm x 10mm

DC Plug pin assignment

Inner (+V)

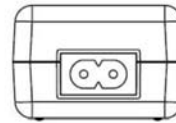
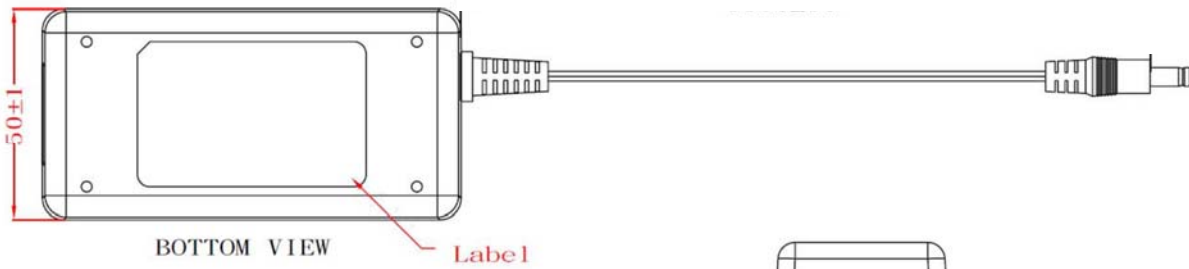
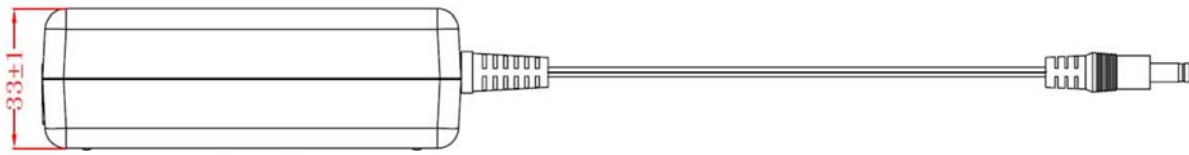
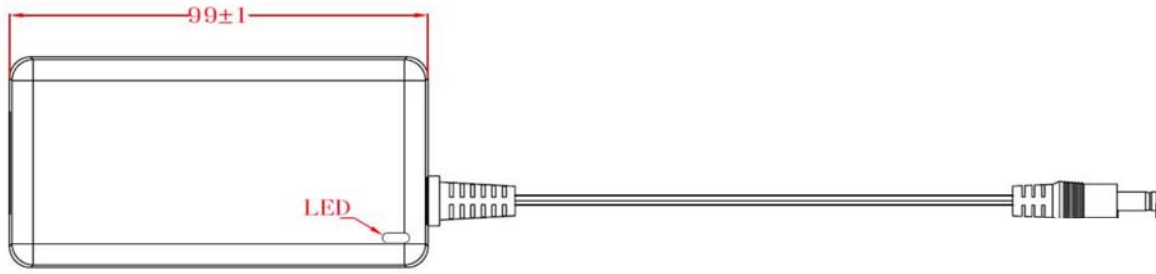
Outer GND (-)

Input Connector

IEC60320-C8

Notes:

1. The characteristics defined are at ambient temperature of 25°C unless otherwise specified
2. Efficiency is measured after 30 minutes burn-in



Accessories – Sold Separately

AC15WNA – Two Wire Power Cord for North America



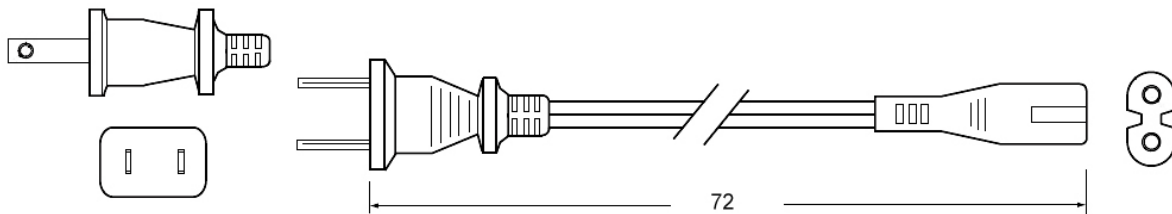
Specifications

- Plug Type: NEMA 1-15P
- Wire Size 18AWG
- Amperage Rating: 10A
- Connector: IEC320 C7
- Temperature: 60°C
- Voltage Rating: 125V

Safety Approvals

- CSA
- UL

Dimension Diagram Unit: inches



AC15WEU – Two Wire Power Cord for Continental Europe



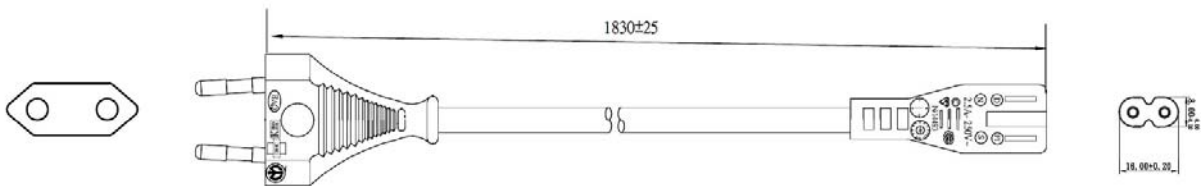
Specifications

- Plug Type: CEE 7XVI
- Wire Size 0.75mm²
- Amperage Rating: 2.5A
- Connector: IEC320 C7
- Temperature: 70°C
- Voltage Rating: 250V

Safety Approvals

- CE
- DEMKO
- DVE
- FIMKO
- GOST
- IMQ
- KEMA
- NEMKO
- NF
- ÖVE
- SEMKO
- SEV

Dimension Diagram Unit: mm (inch)



AC15WUK – Two Wire Power Cord for United Kingdom




Specifications

- Plug Type: BS 1363
- Wire Size 0.75mm²
- Amperage Rating: 5A
- Connector: IEC320 C7
- Temperature: 70°C
- Voltage Rating: 250V

Safety Approvals

- BSI
- Safety Mark

Dimension Diagram Unit: mm



**Supplier's Declaration of Conformity
47 CFR § 2.1077 Compliance Information**

**PPL36W-050
PPL36W-075
PPL36W-085
PPL36W-090
PPL36W-120L6
PPL36W-135
PPL36W-150
PPL36W-160
PPL36W-180
PPL36W-240
PPL36W-480**

Phihong USA Corporation
47800 Fremont Boulevard
Fremont, CA 94538
Telephone: (510) 445-0100
www.phihong.com

NOTE: This model has/The models in this product series have been tested and found to comply with the limits for a Class B digital device, pursuant to part 15 of the FCC Rules. These limits are designed to provide reasonable protection against harmful interference in a residential installation. This equipment generates, uses and can radiate radio frequency energy and, if not installed and used in accordance with the instructions, may cause harmful interference to radio communications. However, there is no guarantee that interference will not occur in a particular installation. If this equipment does cause harmful interference to radio or television reception, which can be determined by turning the equipment off and on, the user is encouraged to try to correct the interference by one or more of the following measures:

- Reorient or relocate the receiving antenna.
- Increase the separation between the equipment and receiver.
- Connect the equipment into an outlet on a circuit different from that to which the receiver is connected.
- Consult the dealer or an experienced radio/TV technician for help.

Changes or modifications to equipment not expressly approved by PHIHONG could void the user's authority to operate the equipment.