




# Dual Voltage Fans





115/230 Volts AC  
80mm - 120mm (3.15" - 4.7")


 Model Number 80 x 25	Speed (RPM)	Airflow (CFM)	Noise (dB)	Volts AC	Voltage Range	Watts	Max. Static Pressure ("H2O)
OA825AP-11/22-1WB	3000	25	28	115/230	100~240	9	.21
OA825AP-11/22-2WB	2300	18	24	115/230	100~240	6	.14
OA825AP-11/22-3WB	1900	16	19	115/230	100~240	4	.11

 Model Number 80 x 38	Speed (RPM)	Airflow (CFM)	Noise (dB)	Volts AC	Voltage Range	Watts	Max. Static Pressure ("H2O)
OA80AP-11/22-1WB	3000	31	29	115/230	100~240	12	0.24
OA80AP-11/22-2WB	2300	23	22	115/230	100~240	9	0.15
OA80AP-11/22-3WB	1600	17	18	115/230	100~240	5	0.10

 Model Number 92 x 25	Speed (RPM)	Airflow (CFM)	Noise (dB)	Volts AC	Voltage Range	Watts	Max. Static Pressure ("H2O)
OA92AP-11/22-1WB	3000	35	30	115/230	100~240	13	.20
OA92AP-11/22-2WB	2300	27	22	115/230	100~240	10	.14
OA92AP-11/22-3WB	1900	22	19	115/230	100~240	6	.09

 Model Number 92 x 38	Speed (RPM)	Airflow (CFM)	Noise (dB)	Volts AC	Voltage Range	Watts	Max. Static Pressure ("H2O)
OA938AP-11/22-1WB	3100	50	32	115/230	100~240	9	.22
OA938AP-11/22-2WB	2400	39	23	115/230	100~240	5	.17
OA938AP-11/22-3WB	1800	26	19	115/230	100~240	3	.10

 Model Number 120 x 25	Speed (RPM)	Airflow (CFM)	Noise (dB)	Volts AC	Voltage Range	Watts	Max. Static Pressure ("H2O)
OA125AP-11/22-1WB	2900	81	32	115/230	100~240	13	.23
OA125AP-11/22-2WB	2300	60	27	115/230	100~240	10	.18
OA125AP-11/22-3WB	1600	42	22	115/230	100~240	6	.12

 Model Number 120 x 38	Speed (RPM)	Airflow (CFM)	Noise (dB)	Volts AC	Voltage Range	Watts	Max. Static Pressure ("H2O)
OA109AP-11/22-1WB	3000	110	42	115/230	100~240	15	.28
OA109AP-11/22-2WB	2300	71	35	115/230	100~240	11	.24
OA109AP-11/22-3WB	1600	51	25	115/230	100~240	8	.15

Dual voltage fans are connected via 4 power leads. They can be configured for switchable operation.

