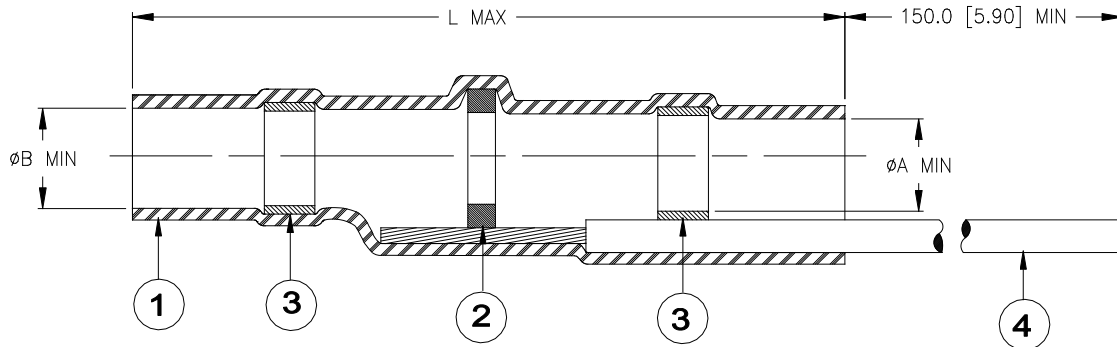


CUSTOMER DRAWING



Part Name	Component Dimensions			Cable Dimensions					Qty: Item 2
	ØA min	ØB min	L max	ØD max	ØE min	ØF min	ØG max	J±0.5 [J±0.020]	
B-155-05-100-18-9	4.3 [0.169]	4.8 [0.189]	29.3 [1.154]	4.8 [0.189]	2.0 [0.079]	1.5 [0.059]	4.3 [0.169]	9.0 [0.354]	1
B-155-07-100-18-9	6.4 [0.250]	7.3 [0.290]	32.5 [1.280]	7.3 [0.290]	3.3 [0.130]	2.8 [0.110]	6.4 [0.250]	11.0 [0.435]	1
B-155-11-100-18-9	10.0 [0.395]	11.5 [0.450]	35.5 [1.395]	11.5 [0.450]	4.5 [0.175]	4.0 [0.155]	10.0 [0.395]	13.0 [0.510]	2
B-155-13-100-18-9	13.0 [0.510]	15.1 [0.595]	45.5 [1.790]	15.1 [0.595]	7.0 [0.275]	6.5 [0.255]	13.0 [0.510]	17.0 [0.670]	3
B-155-17-100-18-9	16.5 [0.650]	19.0 [0.750]	55.0 [2.165]	18.0 [0.710]	9.0 [0.355]	8.0 [0.315]	16.0 [0.630]	23.0 [0.905]	2

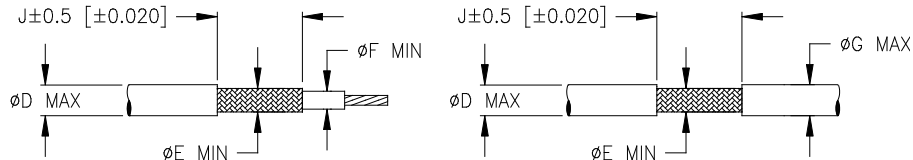
MATERIALS

- INSULATION SLEEVE: Heat-shrinkable, transparent clear, radiation cross-linked modified polyolefin.
- SOLDER PREFORM WITH FLUX Qty: see table (one solder washer shown).
 SOLDER: TYPE Sn42Bi58 per ANSI / J-STD-006.
 FLUX: TYPE ROM1 per ANSI / J-STD-004.
- MELTABLE SEALING RINGS: Thermally stabilized thermoplastic.
- GROUND LEAD: Tyco Electronics / Raychem Zerohal 100G0111-18-9 (AWG18), stranded tin-plated copper. Color: white.


APPLICATION

- These controlled soldering devices are designed for termination of a bare or tin-plated copper shield on a cable having an insulation rated for at least +85°C, and meeting the dimensional criteria listed in the table above.
- Temperature range: -55°C to +125°C.
- When installed properly, it will meet the performance requirements of Tyco Electronics / Raychem Specification RT-1404.
- For installation procedure and application equipment, consult RPIP-688-01.

For best results, prepare the cable as shown:



TE Connectivity, TE connectivity (logo), Raychem, and SolderSleeve are trademarks

		Raychem		TITLE: SOLDERSLEEVE SHIELD TERMINATOR, LEAD-FREE LOW-FIRE-HAZARD WITH PRE-INSTALLED LEAD					
Unless otherwise specified dimensions are in millimeters. [Inches dimensions are shown in brackets]				DOCUMENT NO.:					
				B-155-XX-100-18-9					
TOLERANCES: 0.00 N/A 0.0 N/A 0 N/A		ANGLES: N/A		TE Connectivity reserves the right to amend this drawing at any time. Users should evaluate the suitability of the product for their application.		Revision: 2		Issue Date : April 2020	
PREPARED BY: mforonda		CAGE CODE : 06090		DATE: 30-Jun-05		ECO: ECO-20-005386		SCALE: ---	
						SIZE: A		SHEET: 1 of 1	

Print Date: 17-Apr-20

© 2020 Tyco Electronics Corporation. All rights reserved.

If this document is printed it becomes uncontrolled. Check for the latest revision.