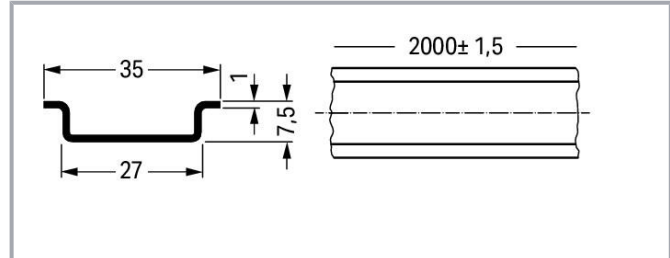


Data sheet | Item number: 210-113

Steel carrier rail; 35 x 7.5 mm; 1 mm thick; 2 m long; unslotted; according to EN 60715; silver-colored

www.wago.com/210-113



Data

Technical data

Main product function

Mounting accessories

Physical data

Width 2000 mm / 78.74 inches

Height 7.5 mm / 0.295 inches

Depth 35 mm / 1.378 inches

Material Data

Color silver-colored

Weight 690 g

Commercial data

Product Group 2 (Terminal Block Accessories)

eCl@ss 10.0 27-40-06-02

eCl@ss 9.0 27-40-06-02

Subject to changes. Please also observe the further product documentation!

WAGO GmbH & Co. KG
Hansastr. 27
32423 Minden
Phone: +49571 887-0 | Fax: +49571 887-169
Email: info.de@wago.com | Web: www.wago.com

Do you have any questions about our products?
We are always happy to take your call at +49 (571) 887-44222.






ETIM 8.0	EC001285
ETIM 7.0	EC001285
PU (SPU)	10 (1) pcs
Packaging type	box
Country of origin	IT
GTIN	4017332272308
Customs tariff number	72169180000

Environmental Product Compliance



RoHS Compliance Status	Compliant, No Exemption
------------------------	-------------------------

Optional accessories

Mounting

Mounting accessories		
	Item no.: 209-137 Mounting adapter; can be used as end stop; 6.5 mm wide; gray	www.wago.com/209-137
	Item no.: 209-109 Edge guards; for DIN 35 rail (7.5 mm high); gray	www.wago.com/209-109
	Item no.: 249-116 Screwless end stop; 6 mm wide; for DIN-rail 35 x 15 and 35 x 7.5; gray	www.wago.com/249-116
	Item no.: 249-117 Screwless end stop; 10 mm wide; for DIN-rail 35 x 15 and 35 x 7.5; gray	www.wago.com/249-117
	Item no.: 249-197 Screwless end stop; 14 mm wide; for DIN-rail 35 x 15 and 35 x 7.5; gray	www.wago.com/249-197

Marking accessories

Label		
	Item no.: 210-708 Labels; for TP printers; 9.5 x 25 mm; white	www.wago.com/210-708
	Item no.: 210-808 Labels; for Smart Printer; 9.5 x 25 mm; white	www.wago.com/210-808

Subject to changes. Please also observe the further product documentation!



Downloads Documentation

Bid Text

210-113 X81 - Datei	2019 Feb 19	xml 2.7 kB	Download
210-113 doc - Datei	2017 Aug 31	doc 24.1 kB	Download

CAD/CAE-Data

CAD data

2D/3D Models 210-113		URL	Download
----------------------	--	-----	----------

CAE data

WSCAD Universe 210-113		URL	Download
ZUKEN Portal 210-113		URL	Download
EPLAN Data Portal 210-113		URL	Download

Environmental Product Compliance

Compliance Search

Environmental Product Compliance 210-113 Steel carrier rail; 35 x 7.5 mm; 1 mm thick; 2 m long; unslotted; according to EN 60715; silver-colored		URL	Download
---	--	-----	----------

Installation Notes

Subject to changes. Please also observe the further product documentation!

WAGO GmbH & Co. KG
Hansastr. 27
32423 Minden
Phone: +49571 887-0 | Fax: +49571 887-169
Email: info.de@wago.com | Web: www.wago.com

Do you have any questions about our products?
We are always happy to take your call at +49 (571) 887-44222.



DIN-Rail	Item No.	Current [A]	Acc. to mm ² /AWG _{Cu}
DIN 35 x 7.5 (steel)			
slotted	210-112	76	16/6
unslotted	210-113	76	16/6
DIN 35 x 15 (steel)			
1.5 mm thick	210-114	125	35/2
2.3 mm thick	210-118	125	35/2
DIN 35 x 7.5 (Al)			
unslotted	210-196	76	16/6
DIN 35 x 15 (Cu)			
2.3 mm thick	210-198	309	150/6/0
Current applies to rails of 1 m/3'3" length			

When using standard DIN-rails as ground conductor busbars, please refer to the maximum current capacities listed above.

Steel DIN-rails are not suited for PEN (ground and N-conductor) applications per EN 60947-7-2 (VDE 0611, Part 3).

Subject to changes. Please also observe the further product documentation!

WAGO GmbH & Co. KG
Hansastr. 27
32423 Minden
Phone: +49571 887-0 | Fax: +49571 887-169
Email: info.de@wago.com | Web: www.wago.com

Do you have any questions about our products?
We are always happy to take your call at +49 (571) 887-44222.