



Coaxial Cable

141-12SMR+

Mini-Circuits

50Ω 12 inch DC to 18 GHz Right Angle SMA-Male

THE BIG DEAL

- Wideband frequency coverage, DC to 18 GHz
- Low Loss, 0.8 dB at 18 GHz
- Excellent Return Loss, 23 dB at 18 GHz
- Hand formable to almost any custom shape without special bending tools
- 8mm bend radius for tight installations
- Anti-torque nut prevents cable stress during installation
- Insulated outer jacket standard¹
- Ideal for interconnect of assembled systems



Generic photo used for illustration purposes only

Model No.	141-12SMR+
Case Style	KQ1632-12
Connectors	Right Angle SMA-Male

APPLICATIONS

- Replacement for custom bent 0.141" semi-rigid cables
- Communication Receivers and Transmitters
- Military and Aerospace System
- Environmental and Test Chambers

+RoHS Compliant
 The +Suffix identifies RoHS Compliance.
 See our website for methodologies and qualifications

PRODUCT OVERVIEW

The 141 Series Hand-Flex™ Coaxial Cables are ideal for interconnection of coaxial components or sub-systems. The construction includes a silver-plated copper-clad steel center conductor which maintains the shape after bending. The outer shield is copper braid, tin soaked, which minimizes signal leakage and at the same time flexible for easy bend. Dielectric is low loss PTFE. Connectors have passivated stainless-steel coupling nut over a gold plated connector body and gold plated, brass center conductor.

KEY FEATURES

Features	Advantages
Hand-Formable RF Cables	The 141 Series Hand-Flex™ cables are hand formable making them ideal for use integrating coaxial components and sub-assemblies without the need for special cable-bending tools and alleviating the risk of damage during the bending process typical of semi-rigid coaxial cable assemblies.
Tight Bend Radius	Capable of only 8mm bend radius, the 141 Hand-Flex™ series is able to make connections in tight spaces making these cables ideal for dense system integration
Excellent Return loss	Supporting typical return loss of 33 dB to 6 GHz and 21 dB to 18 GHz, the 141 Series Hand-Flex Cables are ideally suited for interconnecting a wide variety of RF components while minimizing VSWR ripple contribution due to mating cables & connectors.
Good Power Handling Capability: <ul style="list-style-type: none"> • 546W at 0.5 GHz • 90W at 18 GHz 	Mini-Circuits 141 Series can support medium to high RF power levels enabling these cables to be used in the transmit path. NOTE: power rating is at sea-level altitudes.
Built in Anti-torque nut	Mini-Circuits' 141 Series Hand-Flex™ cables include an anti-torque feature to support the connector body during installation alleviating risk of stress to the connector/cable interface.
Jacketed	Standard 141 Series cables include a blue FEP insulator jacket reducing the risk of accidental shorting of DC power lines or active pins during installation and operation.
Right angle SMA connectors	Avoids multiple right angle bends and improves reliability.

REV. B
 ECO-017429
 141-12SMR+
 RS/CP/AM
 230410





Coaxial Cable

ELECTRICAL SPECIFICATIONS AT +25°C

Parameter	Frequency (GHz)	Min.	Typ.	Max.	Units
Frequency Range		DC	—	18	GHz
Length ¹		12			inches
Insertion Loss	DC - 2	—	0.21	0.5	dB
	2 - 6	—	0.37	0.8	
	6 - 10	—	0.50	1.03	
	10 - 18	—	0.76	1.44	
Return Loss	DC - 2	20	34	—	dB
	2 - 6	20	33	—	
	6 - 10	16	29	—	
	10 - 18	16	19	—	

1. Custom sizes available, consult factory.

ABSOLUTE MAXIMUM RATINGS

Parameter	Ratings
Operating Temperature	-55°C to +105°C
Storage Temperature	-55°C to +105°C
Power Handling at 25°C, Sea Level	546W at 0.5 GHz 387W at 1 GHz 273W at 2 GHz 156W at 6 GHz 121W at 10 GHz 90W at 18 GHz

Permanent damage may occur if any of these limits are exceeded.



HAND FLEX™

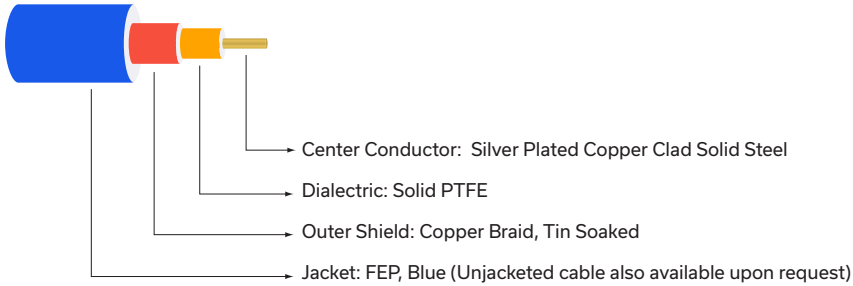
Coaxial Cable

141-12SMR+

Mini-Circuits

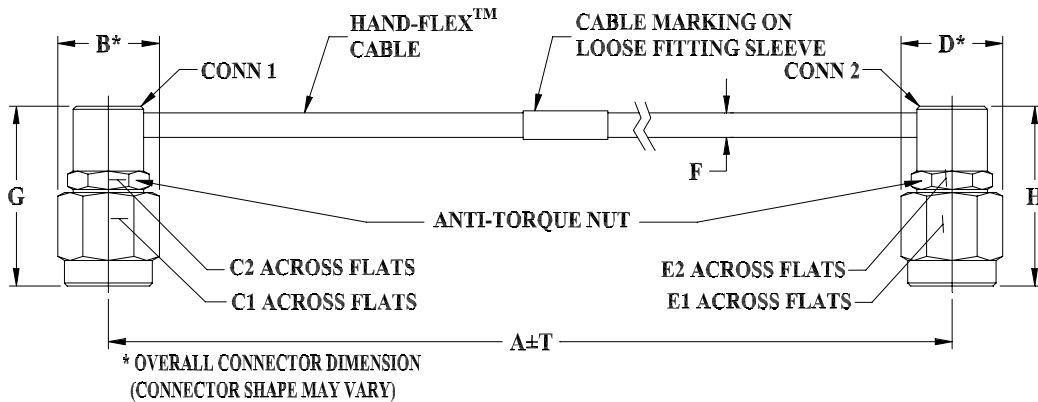
50Ω 12 inch DC to 18 GHz Right Angle SMA-Male

CABLE CONSTRUCTION



Connectors: Coupling Nut: Stainless Steel Passivated
 Body: Stainless Steel Gold Plated
 Center Pin: Silver Plated Copper Clad Steel

OUTLINE DRAWING



OUTLINE DIMENSIONS (Inch/mm)

A	B	C1	C2	D	E1	E2	F	G,H	T	wt
12.0	.36	.313	.250	.36	.313	.250	.163±.004	.728±.02	.10	grams
304.80	9.14	7.95	6.35	9.14	7.95	6.35	4.14±0.10	18.5±0.5	2.54	19.52

Mini-Circuits



HAND FLEX™

Coaxial Cable

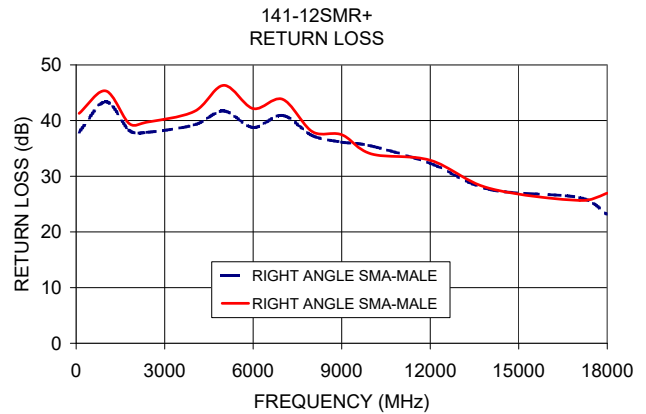
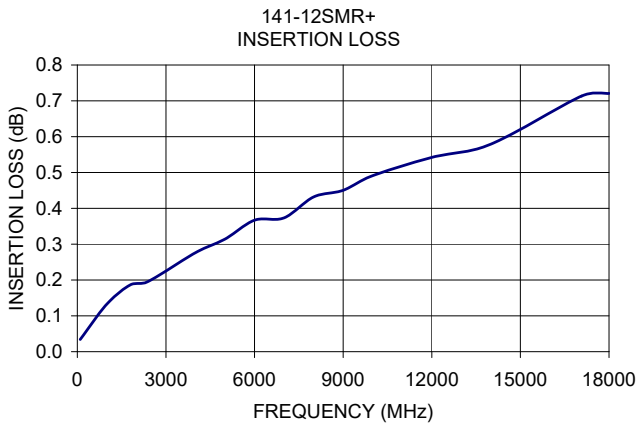
141-12SMR+

Mini-Circuits

50Ω 12 inch DC to 18 GHz Right Angle SMA-Male

TYPICAL PERFORMANCE DATA AND CHARTS

Frequency (MHz)	Insertion Loss (dB)	Return Loss (dB)	
		Right Angle SMA-Male	Right Angle SMA-Male
100	0.03	37.9	41.3
1000	0.13	43.4	45.3
1800	0.19	38.2	39.4
2404	0.20	37.9	39.7
4001	0.28	39.2	41.6
5000	0.31	41.7	46.3
6000	0.37	38.8	42.1
7001	0.37	40.9	43.8
8001	0.43	37.3	38.0
9000	0.45	36.1	37.5
10000	0.49	35.4	34.0
12001	0.54	32.3	32.9
14001	0.58	27.7	27.8
17069	0.71	26.2	25.7
18000	0.72	23.1	27.0



NOTES

- A. Performance and quality attributes and conditions not expressly stated in this specification document are intended to be excluded and do not form a part of this specification document.
- B. Electrical specifications and performance data contained in this specification document are based on Mini-Circuit's applicable established test performance criteria and measurement instructions.
- C. The parts covered by this specification document are subject to Mini-Circuits standard limited warranty and terms and conditions (collectively, "Standard Terms"); Purchasers of this part are entitled to the rights and benefits contained therein. For a full statement of the standard terms and the exclusive rights and remedies thereunder, please visit Mini-Circuits' website at www.minicircuits.com/terms/viewterm.html

