

General Description

BDE-RFM216 is an ultra-low power, long-range Sub-1 GHz module targeted at low power sensors and long range applications.

BDE-RFM216 integrates a high performance RF core and also a powerful ARM cortex-M4F processor, which makes it suitable for certain products that need high performance MCU to deal with difficult applications.



The module supports 915 MHz bands, with the maximum output power up to 14 dBm, along with its Long-Range Mode feature, the module is to be the best choice for IoT products which utilize battery supply and require long range communication.

Key Features

- Ultra low power Sub-1 GHz
- Supports 915 MHz
- Supports 2-GFSK modulation, both fixed channel mode and FHSS mode
- Supports WB-DSSS mode over 2-GFSK modulation
- Supports 30kbps, 60kbps, 120kbps, 240kbps data rate in WB-DSSS mode over 2-GFSK modulation
- Supports 5kbps, 50kbps, 200kbps data rate in FHSS mode over 2-GFSK modulation
- Powerful Cortex-M4F MCU for your IoT products
 - Clock Speed: up to 48MHz
 - Up to 352KB of In-System-Programmable Flash
 - 80KB of Ultra-Low-Leakage SRAM
 - 30 GPIOs
- RF performance
 - TX power: Up to +14 dBm
 - RX sensitivity: up to -121 dBm using Long-Range Mode, -110 dBm at 50 kbps (Sub-1 GHz)
- Communication range
 - At least 1000 meters (LOS) @ +14 dBm, 2.5 kbps
- Ultra-low power
 - Power supply: 1.8 V ~ 3.8 V
 - RX: 5.8 mA
 - TX @ +14 dBm: 24.9 mA
 - Standby: 0.85 uA (RTC running and RAM/CPU retention)
 - Shutdown: 150 nA (Wake up on external events)
- Antenna: UFL connector or Half-hole (Select by resistor on board)
- Small Size
 - 22 mm x 15 mm x 1.7 mm (Without Shielding)
 - 22 mm x 15 mm x 2.15 mm (With Shielding)
- FCC (FCC ID: 2ABRUBDRFM216), ISED (IC: 25657-RFM216), CE-RED, RoHS compliant

Applications

- Long-range sensor applications
- Smart grid and automatic meter reading
- Wireless healthcare applications
- Industry monitoring and control
- Home and building automation
- Energy-harvesting applications

Contents

General Description	1
Key Features	1
Applications	2
Contents.....	3
1. References	4
2. Block Diagram.....	5
3. Pinout	6
3.1 Pin Attributes	6
4. Electrical Characteristics.....	8
4.1 Absolute maximum rating.....	8
4.2 Recommended operating conditions.....	8
5. Module Location.....	9
6. Dimensions	10
7. Typical Solder Reflow Profile	11
8. Package Information.....	11
9. Ordering Information	12
10. Revision History	12
11. FCC statements	13

1. References

[1] CC1312R resources: <https://www.ti.com/product/CC1312R>

2. Block Diagram

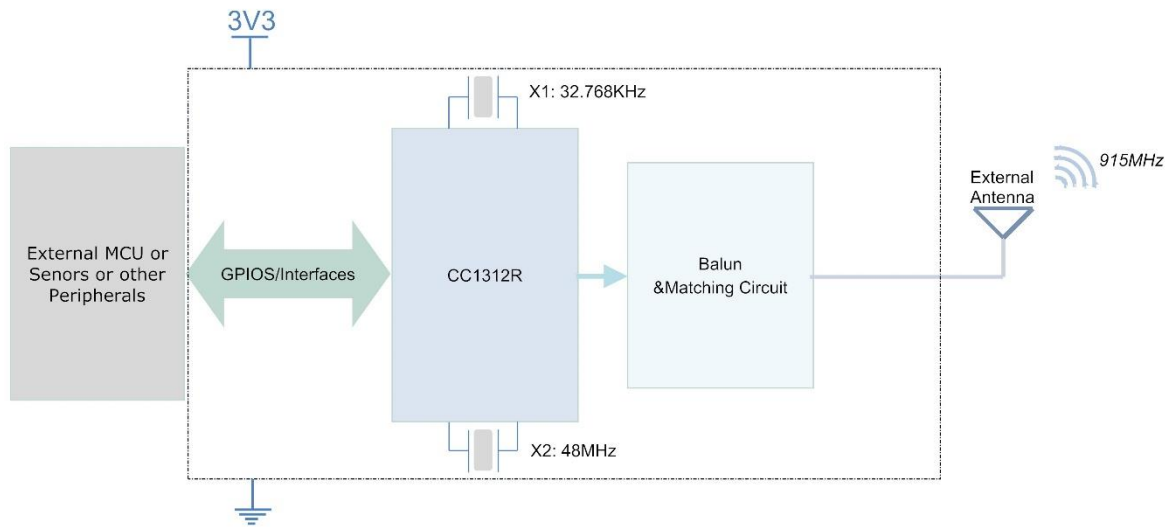


Figure 2-1. The Block Diagram of BDE-RFM216

3. Pinout

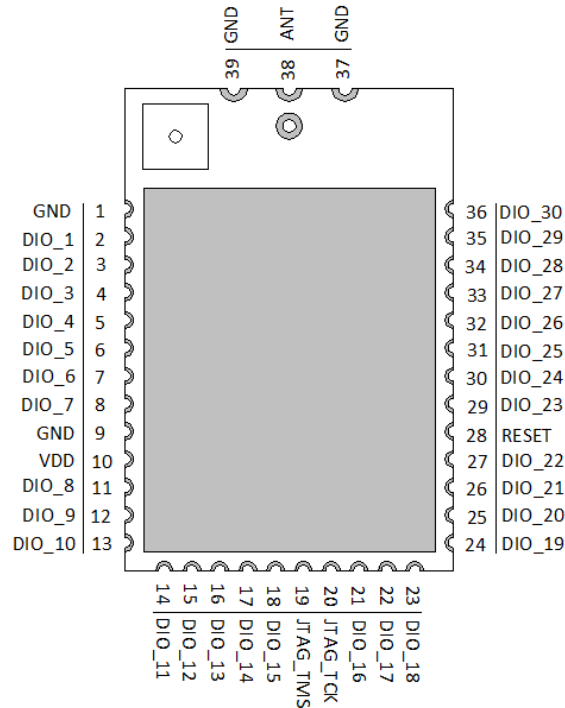


Figure 3-1. The pinout of BDE-RFM216 (TOP VIEW)

3.1 Pin Attributes

Table 3-1. Pin Description

Pin Number	Pin Name	Definitions
1	GND	Power Ground
2	DIO_1	GPIO, Sensor Controller
3	DIO_2	GPIO, Sensor Controller
4	DIO_3	GPIO, Sensor Controller
5	DIO_4	GPIO, Sensor Controller
6	DIO_5	GPIO, Sensor Controller, high-drive capability
7	DIO_6	GPIO, Sensor Controller, high-drive capability
8	DIO_7	GPIO, Sensor Controller, high-drive capability
9	GND	Power Ground
10	VDD	Power Supply
11	DIO_8	GPIO
12	DIO_9	GPIO
13	DIO_10	GPIO
14	DIO_11	GPIO
15	DIO_12	GPIO
16	DIO_13	GPIO
17	DIO_14	GPIO
18	DIO_15	GPIO

Pin Number	Pin Name	Definitions
19	JTAG_TMS	JTAG TMS, high-drive capability
20	JTAG_TCK	JTAG TCK
21	DIO_16	GPIO, JTAG_TDO, high-drive capability
22	DIO_17	GPIO, JTAG_TDI, high-drive capability
23	DIO_18	GPIO
24	DIO_19	GPIO
25	DIO_20	GPIO
26	DIO_21	GPIO
27	DIO_22	GPIO
28	RESET	Reset, active-low
29	DIO_23	GPIO, Sensor Controller, Analog
30	DIO_24	GPIO, Sensor Controller, Analog
31	DIO_25	GPIO, Sensor Controller, Analog
32	DIO_26	GPIO, Sensor Controller, Analog
33	DIO_27	GPIO, Sensor Controller, Analog
34	DIO_28	GPIO, Sensor Controller, Analog
35	DIO_29	GPIO, Sensor Controller, Analog
36	DIO_30	GPIO, Sensor Controller, Analog
37	GND	Power Ground
38	ANT	Antenna port (When disconnected with UFL, this port can be used)
39	GND	Power Ground

4. Electrical Characteristics

4.1 Absolute maximum rating

Rating	Min	Typ	Max	Unit
Storage Temperature	-40	-	125	°C
VDD	-0.3	-	4.1	V
Other Digital Terminals	-0.3	-	VDDS+0.3≤4.1	V

4.2 Recommended operating conditions

Rating	Min	Typ	Max	Unit
Operating Temperature	-40	-	85	°C
VDD	1.8	3.3	3.8	V

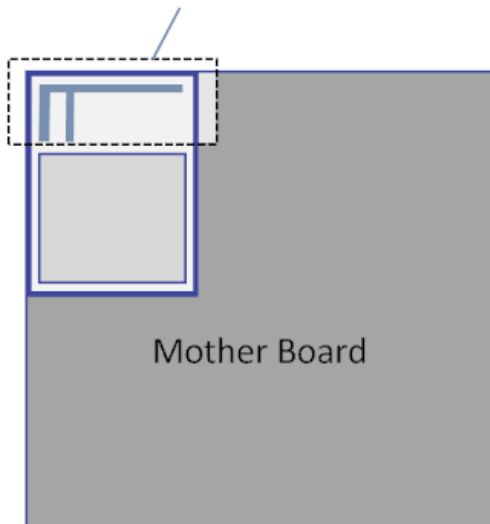
5. Module Location

In order to get the best performance when integrating the module to your product, it is advised to use the recommended module location to the mother board.

■ Location in X-Y plane

Antenna area.

This area of the mother board should be cut off or copper free.



Antenna area.

This area of the mother board should be cut off or copper free.

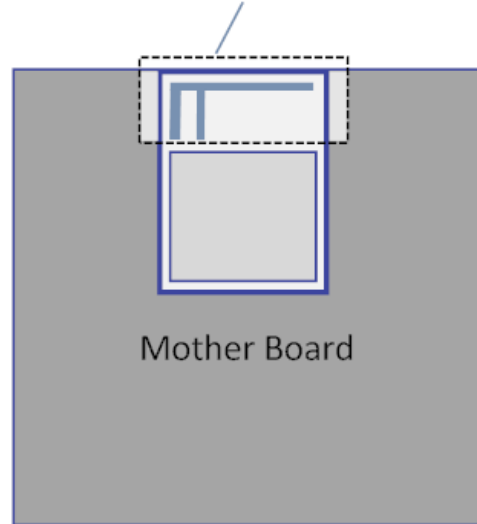


Figure 5-1. Recommended location in X-Y plane





Figure 5-2. Not recommended location in X-Y plane

Location in Z plane

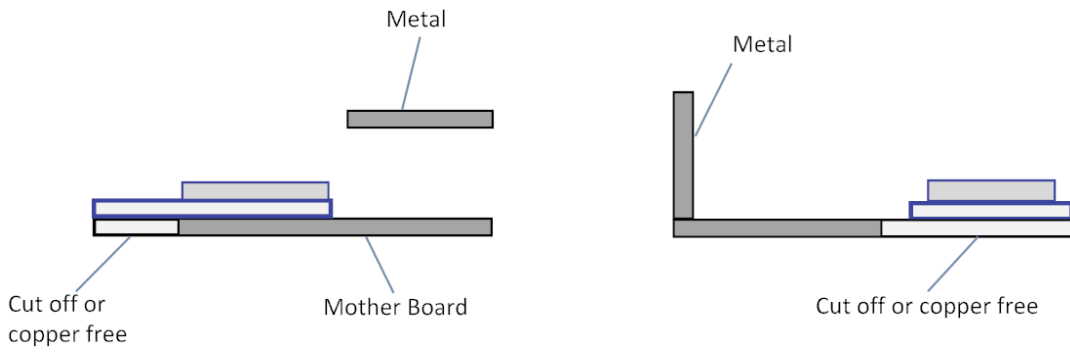


Figure 5-3. Recommended location in Z plane




Figure 5-4. Not recommended location in Z plane

6. Dimensions

Figure 6-1 shows the overall dimensions of BDE-RFM216. The module measures 22 mm long by 15 mm wide by 2.15mm high with the shield.

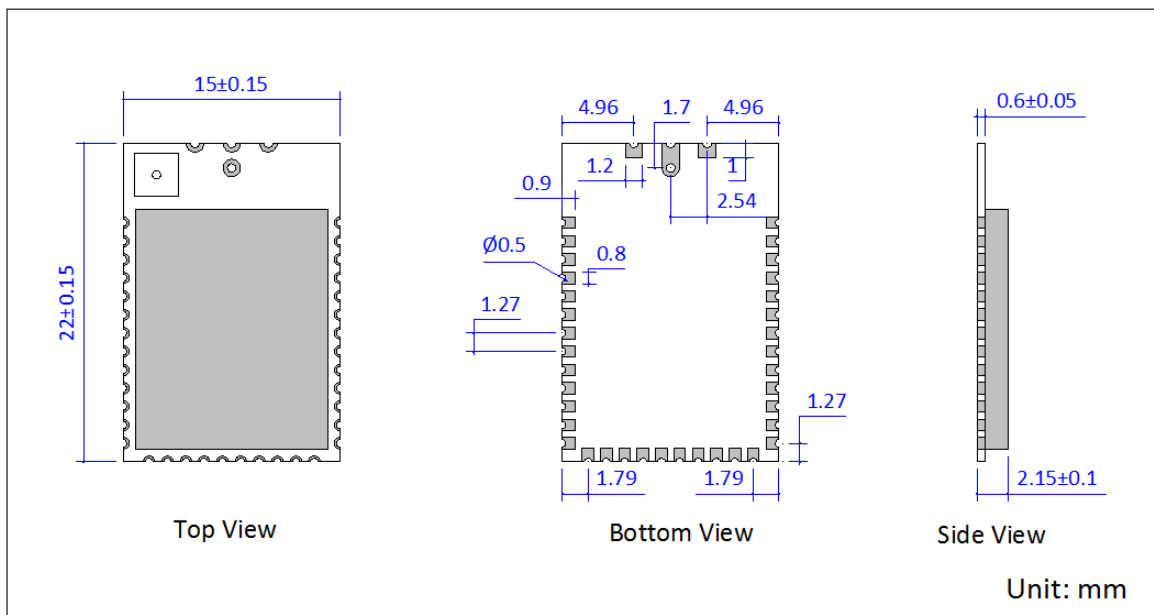


Figure 6-1. Overall Dimensions of BDE-RFM216

7. Typical Solder Reflow Profile

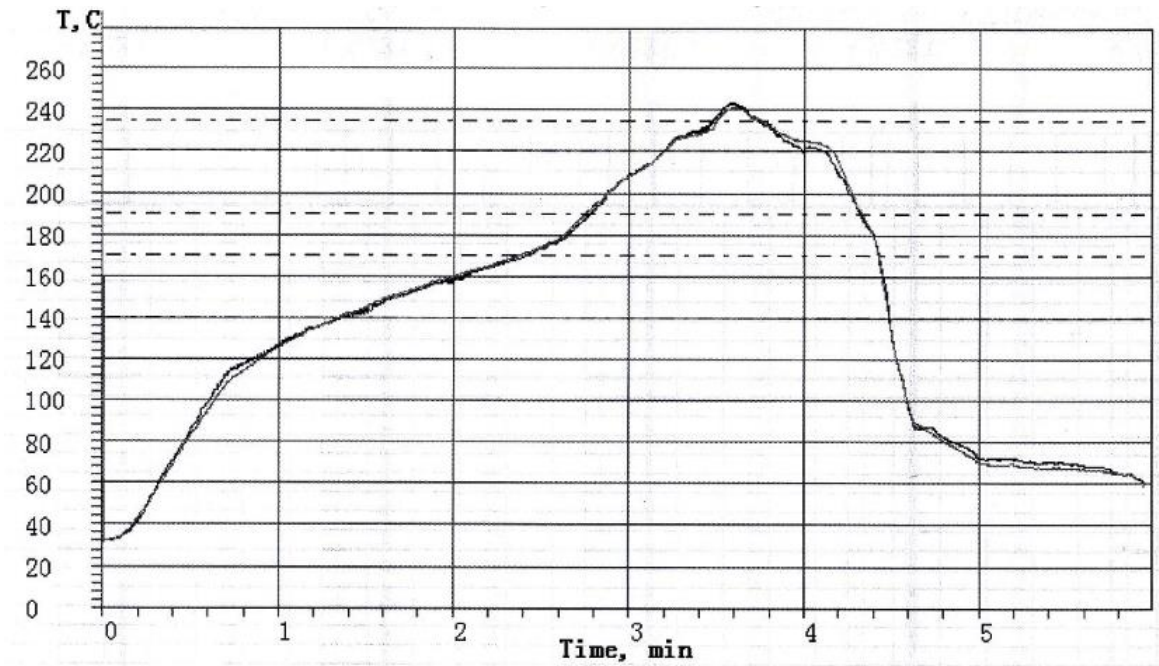


Figure 7-1. Typical Solder Reflow Profile

8. Package Information



Figure 8-1. Package

9. Ordering Information

Part Number	Size (mm)	Shipping Form	MOQ
BDE-RFM216	22.0 x 15 x 2.15	Tape & Reel	1000

10. Revision History

Revision	Date	Description
V1.0	26-Feb-2019	Initial Release
V2.0	14-Apr-2021	Changed template

11. FCC statements

This device complies with part 15 of the FCC rules. Operation is subject to the following two conditions:

- (1) this device may not cause harmful interference, and
- (2) this device must accept any interference received, including interference that may cause undesired operation.

NOTE: The manufacturer is not responsible for any radio or TV interference caused by unauthorized modifications or changes to this equipment. Such modifications or changes could void the user's authority to operate the equipment.

Contacts

BDE Technology Inc.

China: B2-403, 162 Science Avenue, Huangpu District, Guangzhou 510663, China

Tel: +86-20-28065335

Website: <http://www.bdecomm.com>

Email: shu@bdecomm.com

USA: 67 E Madison St, #1603A, Chicago, IL 60603, US

Tel: +1-312-379-9589

Website: <http://www.bdecomm.com>

Email: info@bdecomm.com