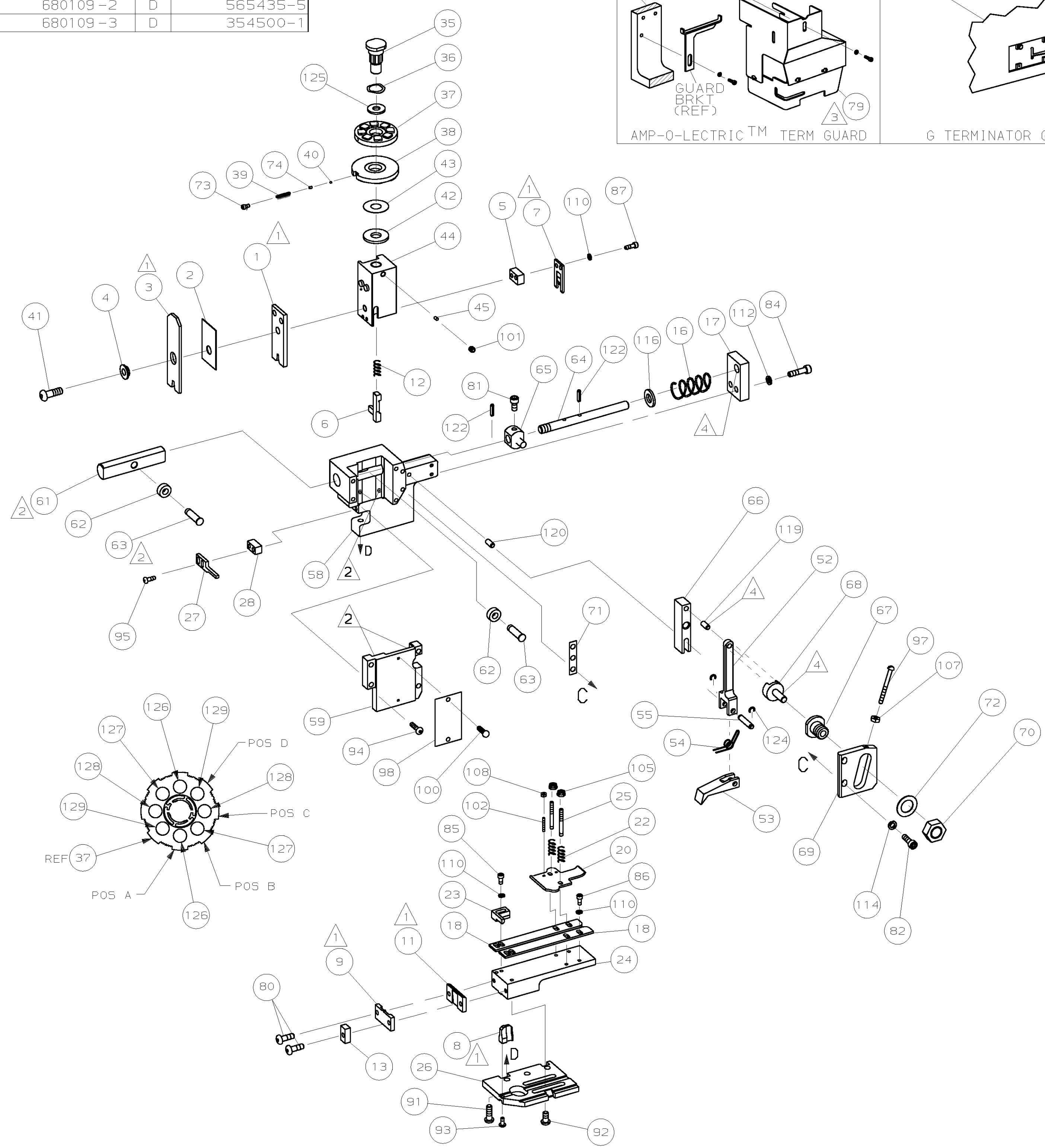
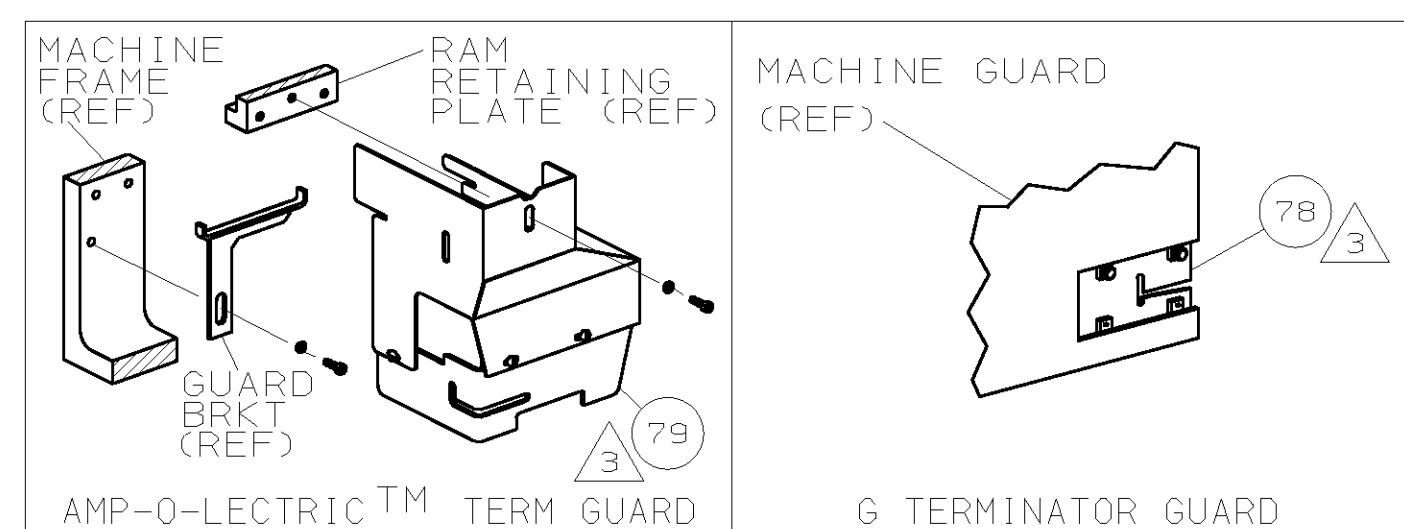


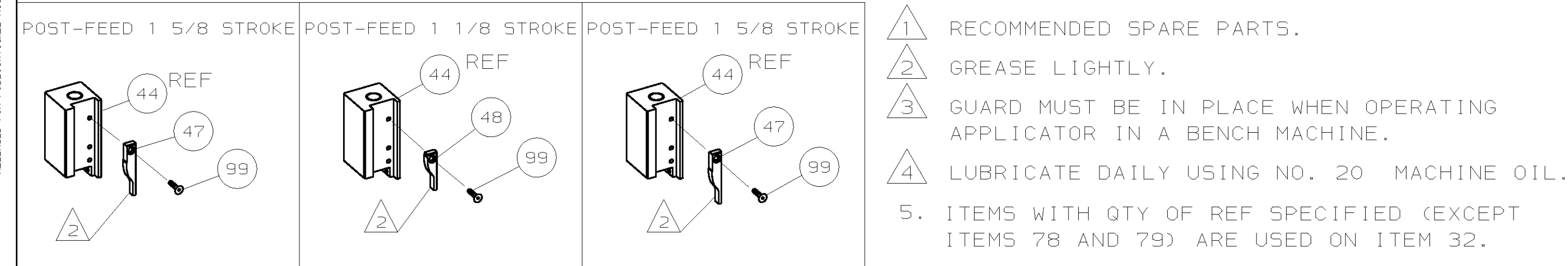
PART NUMBER	REV	FIRST USED
680109-1	D	854400-1
680109-2	D	565435-5
680109-3	D	354500-1



TERMINAL NAME:		CRIMPING DATA	
.250 RECEPTACLE FASTON			
	63648	PAD LTR	CRIMP HEIGHT
		A	.073 ±.002
		B	.062 ±.002
		C	.055 ±.002
		D	.051 ±.002
		CRIMP	SIZE
		WIRE	.090
		INSUL	.180
		FEED	.845
		APPL INST	408-8039
		SET UP GAGE	458638-1
		LAYOUT	L1587
		WIRE STRIP LENGTH	-

TERM	APPL	SPEC	114-2036	WIRE STRIP LENGTH			
2	2	2	-	C	2-354779-8	PIN, WIRE DISC (.3130)D	129
2	2	2	-	C	2-354779-2	PIN, WIRE DISC (.3100)C	128
2	2	2	-	C	354779-6	PIN, WIRE DISC (.3020)B	127
2	2	2	-	C	8-354778-1	PIN, WIRE DISC (.2900)A	126
1	1	1	-	A	986950-1	WASHER, FLAT PRECISION	125
REF	REF	REF	-	A	21045-3	RING, RET "C" (Ø.187)FD PIN	124
REF	REF	REF	-	A	5-21028-1	PIN, STD SPRING (Ø.12)FD ADJ ROD	122
REF	REF	REF	-	A	1-21030-7	PIN, DOWEL (Ø.187x1.50)H5G	120
REF	REF	REF	-	A	1-21030-1	PIN, DOWEL (Ø.187x.50)LEVER	119
REF	REF	REF	-	A	21899-4	WASHER, FLAT (Ø5/16)SCR ADJ	116
REF	REF	REF	-	A	21024-5	WASHER, LOCK (NO.10)FD ADJ PL	114
REF	REF	REF	-	A	21024-5	WASHER, LOCK (NO.10)FD ROD GDE	112
6	6	6	-	A	21024-4	WASHER, LOCK (NO.8)SHEAR BL	110
2	2	2	-	A	21018-4	NUT, HEX (4-40)DRAG	108
REF	REF	REF	-	A	21018-5	NUT, HEX (6-32)FD ADJ PL	107
2	2	2	-	A	21022-2	NUT, HEX 5L (8-32)DRAG STUD	105
2	2	2	-	A	4-21078-8	SKT SKT SET (4-40x.75)DRAG	102
1	1	1	-	A	21009-2	SCR, SKT SET (1/4-20x.25 )RAM	101
2	2	2	-	A	21017-2	SCR, DRIVE (#2x.19) ID PLATE	100
1	1	1	-	A	1-21002-7	SCR, BHC (6-32x.38)CAM	99
1	1	1	-	B	461264-1	PLATE, IDENTIFICATION	98
REF	REF	REF	-	A	6-23715-5	SCR, PAN HD (6-32x1.50)FEED ADJ	97
2	2	2	-	A	2-21002-2	SCR, BHC (8-32x.50)STRIPPER	95
REF	REF	REF	-	A	2-21002-9	SCR, BHC (10-32x.75)H5G CAP	94
1	1	1	-	A	22733-8	SCR, BHC (8-32x.38 LW)ANVIL	93
4	4	4	-	A	3-21002-3	SCR, BHC (1/4-20x.50)ST 6D PL	92
REF	REF	REF	-	A	2-22733-8	SCR, BHC (1/4-20x.62)BASE PL	91
							90
							89
							88
2	2	2	-	A	2-21000-7	SCR, 5HC (8-32x.50)SLUG BLADE	87
3	3	3	-	A	2-21000-6	SCR, 5HC (8-32x.38)STRIP GUIDE	86
2	2	2	-	A	2-21000-9	SCR, 5HC (8-32x.75)HOLD DOWN	85
REF	REF	REF	-	A	3-21000-7	SCR, SKT CAP (10-32x.75)FD GDE	84
REF	REF	REF	-	A	3-21000-6	SCR, SKT CAP (10-32x.62)FD ADJ P	82
REF	REF	REF	-	A	3-21000-4	SCR, SKT CAP (10-32x.38)PIVOT BL	81
2	2	2	-	A	3-21002-0	SCR, BHC (10-32x.88)5H PL	80
-	REF	-	-	A	455745-1	GUARD, WINDOW	79
REF	-	-	-	A	679532-1	INSERT, GUARD	78
							77
							76
							75
1	1	1	-	A	690603-1	SPRING, ASSIST	74
1	1	1	-	A	23030-1	SCR, SKT CAP (6-32x.25)CP DSC	73
REF	REF	REF	-	A	458109-1	WASHER, FLAT (SPECIAL)	72
REF	REF	REF	-	A	690517-1	SPACER	71
-3	-2	-1	U/M	DWG SIZE	PART NO	DESCRIPTION	ITEM NO
REVISION OF EACH ASSY NO (WHEN BLANK, USE DWG REVISION)							
QTY REOD PER ASSY				PARTS LIST			

QTY	REV	REV	REV	U/M	DWG SIZE	PART NO	DESCRIPTION	ITEM NO
REF	REF	REF	-	C		454220-1	CAP, RAM	59
REF	REF	REF	-	D		453736-1	HOUSING	58
								57
								56
REF	REF	REF	-	B		240624-1	PIN, FEED FINGER	55
REF	REF	REF	-	B		691499-1	SPRING, FEED FINGER	54
REF	REF	REF	-	B		240635-1	FINGER, FEED	53
REF	REF	REF	-	B		240634-1	LEVER, TERMINAL	52
								51
								50
								49
-	1	-	-	B		690501-3	CAM, POST FEED 1 1/8 ST	48
1	-	1	-	B		690501-4	CAM, POST-FEED 1 5/8 ST	47
								46
1	1	1	-	A		690191-1	PLUG, NYLON	45
1	1	1	-	C		455674-1	RAM	44
1	1	1	-	A		690125-1	WASHER, LAMINATED	43
1	1	1	-	A		690124-1	WASHER, RAM	42
1	1	1	-	A		7-21002-9	BOLT, CRIMPER (5/16-24x1.00)	41
1	1	1	-	A		23241-6	BALL, STEEL	40
1	1	1	-	A		690170-1	SPRING, COMPRESSION	39
1	1	1	-	C		690142-1	DISC, INSULATION	38
1	1	1	-	D		354777-1	WIRE DISC, PLASTIC	37
1	1	1	-	A		22480-5	WASHER, SPRING	36
1	1	1	-	B		690212-1	POST, RAM	35
								34
								33
1	1	1	-	D		458980-1	APPLICATOR, BASIC (SUB ASSY)	32
								31
								30
								29
1	1	1	-	B		3-690451-2	SPACER, STRIPPER	28
1	1	1	-	A		240639-1	STRIPPER	27
REF	REF	REF	-	C		455676-1	PLATE, BASE	26
2	2	2	-	A		22354-8	DRAG, STUD	25
1	1	1	-	B		455678-1	PLATE, STRIP GUIDE	24
1	1	1	-	C		240825-1	PLATE, STRIP HOLD DOWN	23
2	2	2	-	A		4-22281-1	SPRING, DRAG	22
								21
1	1	1	-	A		454177-1	DRAG, STOCK	20
								19
2	2	2	-	C		454204-4	GUIDE, STRIP (FRONT)	18
REF	REF	REF	-	A		454178-1	GUIDE, FEED ROD	17
REF	REF	REF	-	A		4-22284-9	SPRING, FEED RETURN	16
								15
								14
1	1	1	-	C		690481-7	SPACER, HOLD DOWN	13
1	1	1	-	A		23846-1	SPRING, HOLD DOWN	12
1	1	1	-	B		240644-1	PLATE, REAR SHEAR	11
								10
1	1	1	-	B		690482-3	PLATE, FRONT SHEAR	9
1	1	1	-	D		4-461295-0	ANVIL	8
1	1	1	-	B		690474-3	BLADE, SLUG	7
1	1	1	-	D		1-455892-0	HOLD DOWN, TERMINAL	6
1	1	1	-	C		240641-4	SPACER, SLUG BLADE	5
1	1	1	-	B		238009-1	SPACER, BLOCK CRIMPER	4
1	1	1	-	C		4-456134-6	CRIMPER, INSULATION	3
1	1	1	-	B		455888-8	SPACER, CRIMPER	2
1	1	1	-	C		2-456406-0	CRIMPER, WIRE	1



- 1 RECOMMENDED SPARE PARTS.
- 2 GREASE LIGHTLY.
- 3 GUARD MUST BE IN PLACE WHEN OPERATING APPLICATOR IN A BENCH MACHINE.
- 4 LUBRICATE DAILY USING NO. 20 MACHINE OIL.
- 5. ITEMS WITH QTY OF REF SPECIFIED (EXCEPT ITEMS 78 AND 79) ARE USED ON ITEM 32.

TERMINATOR	LEADMAKER	BENCH MACHINE	TERMINATOR
G OR T	K	G	G
A	A	A	A
66	66	66	66

DIMENSIONS IN INCHES. DO NOT SCALE PRINT. TOLERANCES UNLESS OTHERWISE SPECIFIED:		MATERIAL		HT TR		FIN	
DR	6/27/94	APP	6-28-94				
M. O'BRINE		T. ELBIN					
CHK	6-28-94	REL	10/5/94				
C. ERISMAN		B. MORGAN					
NAME				MACHINE REF			
END FEED HDM APPLICATOR				MINI APPL			
SCALE				SHEET REV			
D				1 OF 1			
DWG NO				REV			
680109				D			
CASE CODE							
00779							
CUSTOMER AND ASSEMBLY DRAWING							
RESTRICTED TO							

THIS DRAWING IS A CONTROLLED DOCUMENT.

.JIS

RELEASED FOR PUBLICATION  
RELEASED FOR PUBLICATION RIGHTS RESERVED 2002  
COPYRIGHT 2002

THIS DRAWING IS UNCLASSIFIED  
DATE 07/15/02 BY 680109