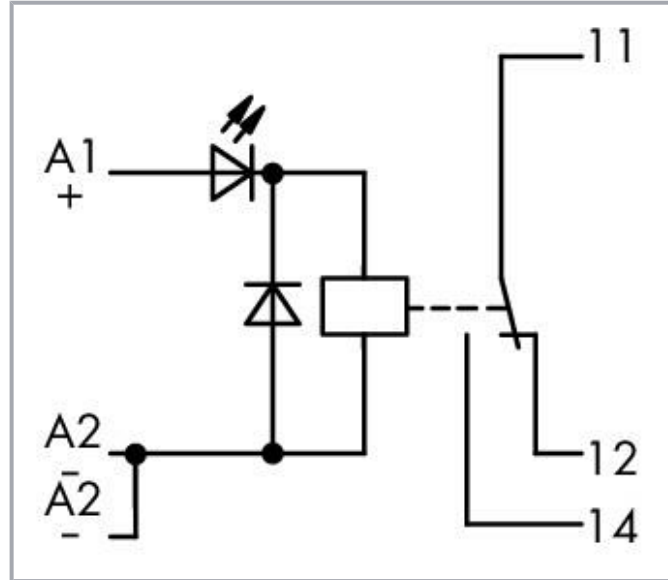



Data sheet | Item number: 286-394/004-000

Relay module; Nominal input voltage: 24 VDC; 1 changeover contact;
Limiting continuous current: 1 A; with gold contacts; Railway; Red status
indicator; Module width: 15 mm; light gray


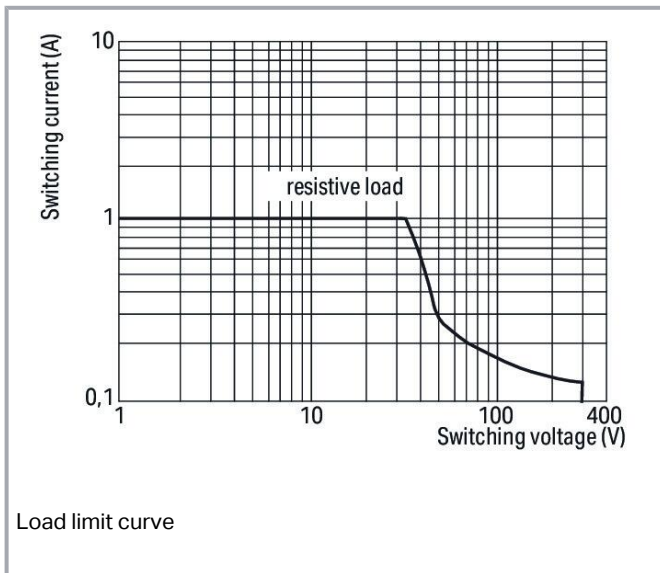
www.wago.com/286-394/004-000



Subject to changes. Please also observe the further product documentation!

WAGO GmbH & Co. KG
Hansastr. 27
32423 Minden
Phone: +49571 887-0 | Fax: +49571 887-169
Email: info.de@wago.com | Web: www.wago.com

Do you have any questions about our products?
We are always happy to take your call at +49 (571) 887-44222.



Data

Notes

Note

-
- To prevent damaging the gold layer, 30 V switching voltages and 50 mA currents must not be exceeded. Higher switching power eventually evaporates the gold layer. The resulting deposits in the housing may reduce service life.
- This relay is designed for use in signal processing networks, which are not supplied by the low-voltage power supply networks.

Technical data

Control Circuit

Nominal input voltage U_N	DC 24 V
Input voltage range	-30 ... +25 %
Nominal input current at U_N	8 mA

Subject to changes. Please also observe the further product documentation!

Load circuit

Number of changeover/switchover contacts	1
Contact material (relay)	AgNi + Au
Limiting continuous current	1 A
Switching voltage (max.)	AC 250 V
Pull-in time (typ.)	8 ms
Drop-out time (typ.)	4 ms
Bounce time (typ.)	2 ms

Safety and protection

Rated voltage	300 V
Overvoltage category	II
Pollution degree	2
Dielectric strength (control/load circuit) (AC, 1 min)	3 kVrms
Dielectric strength (open contact) (AC, 1 min)	1 kVrms
Insulation type (control/load circuit)	Reinforced insulation (safe isolation)
Insulation type (open contact)	Functional insulation
Insulation type (adjacent devices)	Reinforced insulation (safe isolation)
Protection type	IP20

Physical data

Width	15 mm / 0.591 inches
Height from upper-edge of DIN-rail	82.5 mm / 3.248 inches
Depth	52 mm / 2.047 inches

Mechanical data

Mounting type	Pluggable module for receptacle terminal blocks
---------------	---

Material Data

Color	light gray
Fire load	0.345 MJ
Weight	26.1 g

Subject to changes. Please also observe the further product documentation!



Environmental requirements

Ambient temperature (operation at U _N)	-25 ... +70 °C
Ambient temperature (storage)	-25 ... +70 °C
Processing temperature	-25 ... +50 °C
Relative humidity	5 ... 85 % (no condensation permissible)
Operating altitude (max.)	2000 m

Standards and specifications

Standards/specifications	EN 50121-3-2
--------------------------	--------------

Commercial data

Product Group	6 (INTERFACE ELECTRONIC)
eCl@ss 10.0	27-37-16-01
eCl@ss 9.0	27-37-16-01
ETIM 8.0	EC001437
ETIM 7.0	EC001437
PU (SPU)	15 (1) pcs
Packaging type	box
Country of origin	DE
GTIN	4045454496388
Customs tariff number	85364900990

Environmental Product Compliance

CAS-No.	7439-92-1 79-94-7
REACH Candidate List Substance	2,2',6,6'-tetrabromo-4,4'-isopropylidenediphenol Lead
RoHS Compliance Status	Compliant,With Exemption
RoHS Exemption	7(a) 7(c)-I 7(c)-II
SCIP notification number (Bulgaria)	4691f89f-dd42-4bc7-b92b-2a39e223c2a1
SCIP notification number (Czech Republic)	21aaeb37-6fea-4fa8-8a61-224b45edf486


Approvals / Certificates

General approvals



Subject to changes. Please also observe the further product documentation!

WAGO GmbH & Co. KG
 Hansastr. 27
 32423 Minden
 Phone: +49571 887-0 | Fax: +49571 887-169
 Email: info.de@wago.com | Web: www.wago.com

Do you have any questions about our products?
 We are always happy to take your call at +49 (571) 887-44222.


Logo	Approval	Additional Approval Text	Certificate name
	EAC Brjansker Zertifizierungsstelle	TP TC 004/2011	EAC RU C-DE.AM02.B.00122/19

Declarations of conformity and manufacturer's declarations




Logo	Approval	Additional Approval Text	Certificate name
	EU-Declaration of Conformity WAGO GmbH & Co. KG	-	-
	UK-Declaration of Conformity WAGO GmbH & Co. KG	-	-

Optional accessories

Marking accessories

Marker		
	Item no.: 209-701 WSB marking card; as card; not stretchable; plain; snap-on type; white	www.wago.com/209-701

Terminal blocks

Terminal block for pluggable modules		
	Item no.: 280-619 Terminal block for pluggable modules; 6-pole; with 2-conductor terminal blocks; with orange separator; www.wago.com/280-619 for DIN-rail 35 x 15 and 35 x 7.5; 2.5 mm ² ; CAGE CLAMP®; 2,50 mm ² ; gray	
	Item no.: 280-609 Terminal block for pluggable modules; 6-pole; with 4-conductor terminal blocks; with orange separator; www.wago.com/280-609 for DIN-rail 35 x 15 and 35 x 7.5; 2.5 mm ² ; CAGE CLAMP®; 2,50 mm ² ; gray	
	Item no.: 280-763 Terminal block for pluggable modules; 6-pole; with 4-conductor terminal blocks; with marker carrier; www.wago.com/280-763 with orange separator; for DIN-rail 35 x 15 and 35 x 7.5; 2.5 mm ² ; CAGE CLAMP®; 2,50 mm ² ; gray	

Downloads

Documentation

Bid Text

286-394/004-000

Subject to changes. Please also observe the further product documentation!

WAGO GmbH & Co. KG
Hansastr. 27
32423 Minden
Phone: +49571 887-0 | Fax: +49571 887-169
Email: info.de@wago.com | Web: www.wago.com

Do you have any questions about our products?
We are always happy to take your call at +49 (571) 887-44222.



X81 - Datei	2019 Feb 19	xml 4.2 kB	Download
286-394/004-000 doc - Datei	2015 Mar 27	doc 28.2 kB	Download
Instruction Leaflet		pdf 1.3 MB	Download
Additional Information			
Disposal and Recycling Electrical and electronic equipment, Batteries, Packaging	V 1.1.0 2022 Aug 18	pdf 2.2 MB	Download

CAD/CAE-Data

CAE data

WSCAD Universe 286-394/004-000	URL	Download
WSCAD Universe 286-394/004-000	URL	Download

Environmental Product Compliance


Compliance Search

Environmental Product Compliance 286-394/004-000 Relay module; Nominal input voltage: 24 VDC; 1 changeover contact; Limiting continuous current: 1 A; with gold contacts; Railway; Red status indicator; Module width: 15 mm; light gray	URL	Download
---	-----	----------


Installation Notes

Installation

Subject to changes. Please also observe the further product documentation!




Coding ensures correct polarity.



Pluggable electronic modules on 2- or 4-conductor carrier terminal blocks

Marking



Marking via WMB Multi Marking System.

Testing



Function testing via touch-proof test slots

Subject to changes. Please also observe the further product documentation!