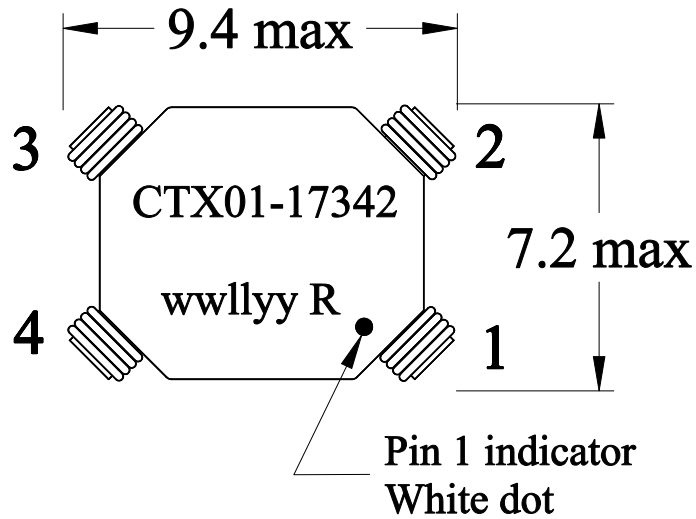
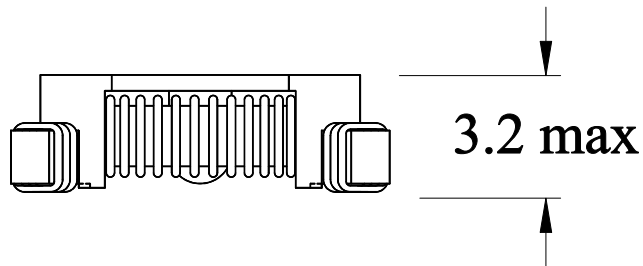


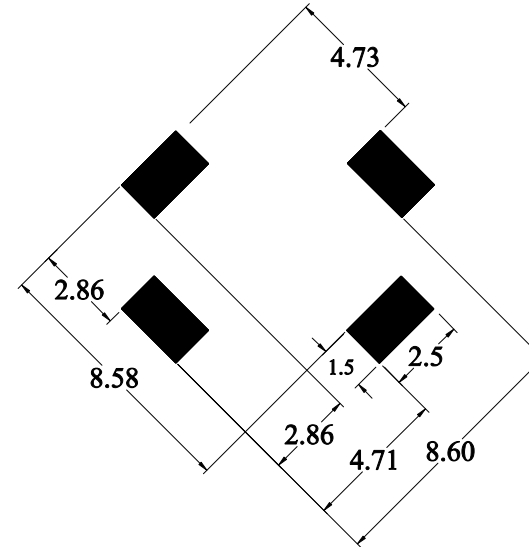
TOP VIEW



FRONT VIEW

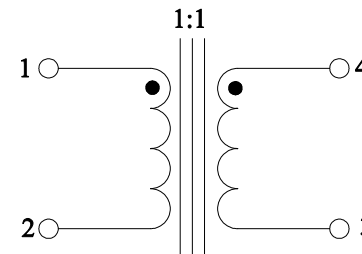


RECOMMENDED PCB LAYOUT



Component Side

SCHEMATIC



Notes:

- 1) All Dimensions are in millimeters unless otherwise specified.
 - 2) Tolerances are .x +/- 0.25, .xx +/- 0.125 unless stated otherwise.
 - 3) All soldering surfaces to be coplanar within 0.10 millimeters.
 - 4) wwlllyy = (Date Code) R= (Revision Level)
 - 5) PCB tolerances are +/- 0.1 unless stated otherwise.
 - 6) RoHS Compliant
- This document subject to change without notice

Cooper Electronic Technologies

3601 Quantum Blvd, Boynton Beach, FL 33426

Inductor, Common Mode
35uH 7A

Size	Drawing Number:	CTX01-17342
A	Revision Level:	C

CUSTOMER INFORMATION

Part Number	Ratings								
	OCL (μ H) nominal @ 20C (1-2) & (4-3)	OCL (μ H) minimum @ 20C (1-2) & (4-3)	SCL(nH) (1-2) Short 3-4	SCL (nH) (4-3) Short 1-2	I rms. Amperes Max *	DCR (Ω) typ @ 20°C. (1-2)	DCR (Ω) typ @ 20°C. (4-3)	DCR (Ω) max @ 20°C. (1-2)	DCR (Ω) max @ 20°C. (4-3)
CTX01-17342	35.0	27.0	275 min	275 min	7.00	0.0065	0.0065	0.0078	0.0078

<p>Definitions: OCL= Open Circuit Inductance DCR = Direct Current Resistance. Irms= rms current for approx a 40°C. temperature rise at an ambient temperature of 85°C. * Operating Temperature: 140 °C Max. Inductance values are sustained up to 140 °C. This document subject to change without notice.</p>	<p>Electrical Characteristics OCL 0.10Vrms, 100kHz, 0.0Adc: (See Chart) SCL 0.10Vrms, 100kHz, 0.0Adc: (See Chart) (Short opposite winding). DCR (1-2) typ @ 20°C.: (See Chart) DCR (4-3) typ @ 20°C.: (See Chart) Hipot rating: winding to winding: 300Vdc min. for 1 second. Turns Ratio: (1-2):(4-3) 1:1</p>
---	---

<p>NOTES: 1) Units available in Tape and Reel packaging (1750 units per 13" Reel) .</p>	<p style="text-align: center;">Cooper Electronic Technologies 3601 Quantum Blvd, Boynton Beach, FL 33426</p> <p style="text-align: center;">Inductor, Common Mode 35.0 μH 7.0A</p> <table border="1" style="width: 100%; border-collapse: collapse;"> <tr> <td style="width: 15%;">SIZE</td> <td style="width: 45%;">Drawing Number:</td> <td style="width: 40%;">CTX01-17342</td> </tr> <tr> <td>A</td> <td>Revision Level:</td> <td>C</td> </tr> </table>	SIZE	Drawing Number:	CTX01-17342	A	Revision Level:	C
SIZE	Drawing Number:	CTX01-17342					
A	Revision Level:	C					