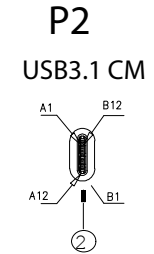
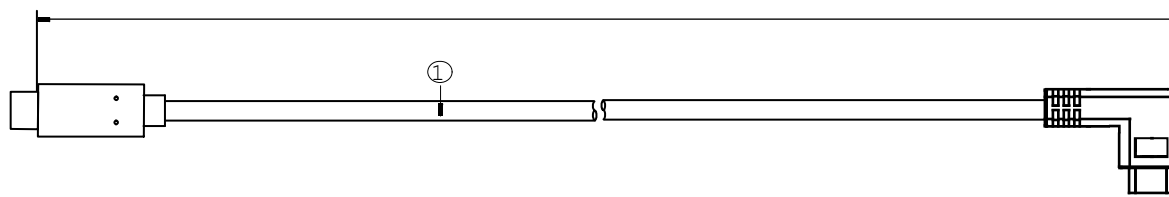
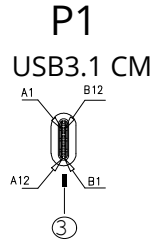


All materials compliant with RoHS, REACH and PrO65 standards

REV.	DATE	DESCRIPTION
A0	2021.04.17	ISSUE

CG-CMCRM5A100-05M: 500±20MM
 CG-CMCRM5A100-1M: 1000±20MM
 CG-CMCRM5A100-1.8M: 1800±20MM



PIN OUT

P1		P2
A4+A9+B4+B9	Red+Black	A4+A9+B4+B9(VBUS)
A7	White	A7
A6	Green	A6
A1+A12+B1+B12	Purple	A1+A12+B1+B12(VGND)
A5	Blue	A5
B5	Blue	B5
A2	Red	B11
A3	White	B10
A3	Drain Wire	B10
B11	Purple	A2
B10	Orange	A3
B2	Yellow	A11
B3	Blue	A10
B3	Drain Wire	A10
A11	White	B2
A10	Brown	B3
A8	Yellow	B8
B8	Pink	A8
Shell	Braid	Shell

Electronic Tests:

- A. Open/Short/Intermittence: 100%
- B. Hi-Pot: AC 300V 0.01S 1mA
- C. Insulation Resistance: DC 300V 0.01S 10MΩ Min
- D. Conductive Resistance: 3Ω Max

NO.	NAME	SPECIFICATIONS	Q'TY	UNIT
5	OUTER MOLDING	45P PVC, Black	10	G
4	INNER MOLDING	LDPE	10	G
3	CONNECTOR	USB3.1 C Male, Pin Gold Flnh, Shell Nickel Plated, with PCB and E-mark	1	PCS
2	CONNECTOR	USB3.1 C Male, Pin Gold Flnh, Shell Nickel Plated, with PCB	1	PCS
1	CABLE	USB3.1 [32AWG*1P+D+AL-MY]*4C+32AWG*1P+32AWG *4C+21AWG *2C+AL+B+PVC Jacket, OD:4.5± 0.2MM	AR	MM

	MODEL #:	CG-CMCRM5A100
	PAGE:	1 / 1
DRAW:	NOTES:	USB 3.2 Gen 2 Type-C to Right Angle Type-C Cable 5A 100W
DATE: 03/29/21	SCALE:	
UNIT: mm	TOLERANCE:	+/- 20 mm
SITE: coolgear.com	CONTACT:	support@coolgear.com