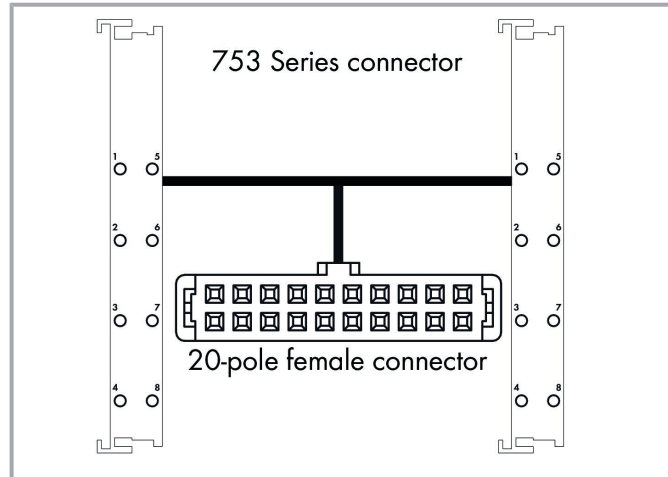



Data sheet | Item number: 706-7753/301-300

System cable; for WAGO-I/O-SYSTEM, 753 Series; 2 x 16 digital inputs or outputs; Length: 3 m; Conductor cross-section: 0.14 mm²























www.wago.com/706-7753/301-300



Subject to changes. Please also observe the further product documentation!

WAGO GmbH & Co. KG
Hansastr. 27
32423 Minden
Phone: +49571 887-0 | Fax: +49571 887-169
Email: info.de@wago.com | Web: www.wago.com

Do you have any questions about our products?
We are always happy to take your call at +49 (571) 887-44222.

Color coding acc. to DIN VDE 47100		Connector HE10 20 pts		PLC connector			
		Pin number	Wiring	Pin number	Signal		
White		1	0.0	1A	ED1/SD1		
Brown		2	0.1	5A	ED2/SD2		
Green		3	0.2	2A	ED3/SD3		
Yellow		4	0.3	6A	ED4/SD4		
Grey		5	0.4	3A	ED5/SD5		
Pink		6	0.5	7A	ED6/SD6		
Blue		7	0.6	4A	ED7/SD7		
Red		8	0.7	8A	ED8/SD8		
Black		9	1.0	1B	ED9/SD9		
Violet		10	1.1	5B	ED10/ SD10		
Grey-Pink		11	1.2	2B	ED11/ SD11		
Red-Blue		12	1.3	6B	ED12/ SD12		
White-Green		13	1.4	3B	ED13/ SD13		
Brown-Green		14	1.5	7B	ED14/ SD14		
White-Yellow		15	1.6	4B	ED15/ SD10		
Yellow-Brown		16	1.7	8B	ED16/ SD16		
White-Grey		17	nc	nc	nc	nc	
Grey-Brown		18	nc	nc	nc	nc	
White-Pink		19	nc	nc	nc	nc	
Pink-Brown		20	nc	nc	nc	nc	

Data

Notes

Note

When using more than 10 wires, the maximum current per wire must be reduced to 0.7 A.

Electrical data

Inputs/outputs

2 x 16 digital inputs or outputs

Operating voltage

≤ AC/DC 35 V

Current per wire (max.)

1 A

Compatibility

Subject to changes. Please also observe the further product documentation!

WAGO GmbH & Co. KG

Hansastr. 27

32423 Minden

Phone: +49571 887-0 | Fax: +49571 887-169

Email: info.de@wago.com | Web: www.wago.com

Do you have any questions about our products?

We are always happy to take your call at +49 (571) 887-44222.



WAGO

WAGO I/O System 753	753-430 (x2) 753-431 (x2) 753-530 (x2)
---------------------	--

Connection data

Cable type	LiYY
Color code	per DIN VDE 47100

Connection 1

Connector	Pluggable connector per DIN 41651; female connector
Pole number 1	8
Connection type 1	System
Wire cross-section	0.14 mm ²

Connection 2

Connector 2	WAGO 753-110
Pole number 2	8
Connection type 2	System

Connection 3

Connector 3	WAGO 753-110
Pole number 3	20
Connection type 3	System

Physical data

Cable length	3 m
--------------	-----

Material Data

Weight	267 g
--------	-------

Environmental requirements

Ambient temperature (operation)	-20 ... +50 °C
---------------------------------	----------------

Subject to changes. Please also observe the further product documentation!

Commercial data







Product Group	30 (WAGO France)
ETIM 8.0	EC000237
ETIM 7.0	EC000237
PU (SPU)	1 pcs
Country of origin	FR
GTIN	4045454949600
Customs tariff number	85444290900

Environmental Product Compliance

RoHS Compliance Status	Compliant, No Exemption
------------------------	-------------------------

Optional accessories

Interface module

Interface module	
	<p>Item no.: 704-2004 Interface module for system wiring; Pluggable connector per DIN 41651; Male connector; 20-pole; 16-channel digital input or output; 1-wire connection; in mounting carrier</p> <p>www.wago.com/704-2004</p>
	<p>Item no.: 704-2054 Interface module for system wiring; Pluggable connector per DIN 41651; Male connector; 20-pole; 16-channel digital input or output; 3-wire connection; in mounting carrier</p> <p>www.wago.com/704-2054</p>
	<p>Item no.: 704-2044 Interface module for system wiring; Pluggable connector per DIN 41651; Male connector; 20-pole; 16-channel digital input or output; 2-wire connection; in mounting carrier</p> <p>www.wago.com/704-2044</p>
	<p>Item no.: 704-5014 Interface module for system wiring; Pluggable connector per DIN 41651; Male connector; 20-pole; 16-channel relay output; 1 changeover contact; Double-deck PCB terminal blocks; without relay; in mounting carrier; 2,50 mm²</p> <p>www.wago.com/704-5014</p>
	<p>Item no.: 704-2024 Interface module for system wiring; Pluggable connector per DIN 41651; Male connector; 20-pole; 16-channel digital input or output; 2-wire connection; in mounting carrier</p> <p>www.wago.com/704-2024</p>
	<p>Item no.: 704-5004 Interface module for system wiring; Pluggable connector per DIN 41651; Male connector; 20-pole; 16-channel relay output; 1 changeover contact; Double-deck PCB terminal blocks; in mounting carrier; 2,50 mm²</p> <p>www.wago.com/704-5004</p>

Item no.: 289-614

Subject to changes. Please also observe the further product documentation!



Interface module; Pluggable connector per DIN 41651; 20-pole; Triple-deck PCB terminal blocks; in mounting carrier; 2,50 mm²

www.wago.com/289-614



Item no.: 704-5024

Interface module for system wiring; Pluggable connector per DIN 41651; Male connector; 20-pole; 16-channel relay output; 1 changeover contact; Triple-deck PCB terminal blocks; in mounting carrier; 2,50 mm²

www.wago.com/704-5024



Item no.: 704-5054

Interface module for system wiring; Pluggable connector per DIN 41651; Male connector; 20-pole; 16-channel relay output; 1 make contact; with disconnect terminal block and fuse; in mounting carrier; 2,50 mm²

www.wago.com/704-5054



Item no.: 704-5064

Interface module for system wiring; Pluggable connector per DIN 41651; Male connector; 20-pole; 16-channel relay output; 2 changeover contacts; Double-deck PCB terminal blocks; in mounting carrier; 2,50 mm²

www.wago.com/704-5064



Item no.: 704-5074

Interface module for system wiring; Pluggable connector per DIN 41651; Male connector; 20-pole; 16-channel relay output; 1 make contact; with disconnect terminal block and fuse; in mounting carrier; 2,50 mm²

www.wago.com/704-5074



Item no.: 704-5034

Interface module for system wiring; Pluggable connector per DIN 41651; Male connector; 20-pole; 16-channel relay output; 1 changeover contact; PCB terminal blocks; with output fuse; in mounting carrier; 2,50 mm²

www.wago.com/704-5034



Item no.: 704-5044

Interface module for system wiring; Pluggable connector per DIN 41651; Male connector; 20-pole; 16-channel relay output; 1 changeover contact; Triple-deck PCB terminal blocks; with manual operation; in mounting carrier; 2,50 mm²

www.wago.com/704-5044

Downloads

Documentation

System Description

WAGO System Wiring, Selection Guide

This guide will help you select the appropriate interface modules and system cables for the controller you are using.

pdf [Download](#)
545.9 kB

Environmental Product Compliance

Compliance Search

Environmental Product Compliance 706-7753/301-300

System cable; for WAGO-I/O-SYSTEM, 753 Series; 2 x 16 digital inputs or outputs; Length: 3 m; Conductor cross-section: 0.14 mm²

URL [Download](#)

Subject to changes. Please also observe the further product documentation!

WAGO GmbH & Co. KG
Hansastr. 27
32423 Minden
Phone: +49571 887-0 | Fax: +49571 887-169
Email: info.de@wago.com | Web: www.wago.com

Do you have any questions about our products?
We are always happy to take your call at +49 (571) 887-44222.



Installation Notes

Subject to changes. Please also observe the further product documentation!

WAGO GmbH & Co. KG

Hansastr. 27

32423 Minden

Phone: +49571 887-0 | Fax: +49571 887-169

Email: info.de@wago.com | Web: www.wago.com

Do you have any questions about our products?

We are always happy to take your call at +49 (571) 887-44222.