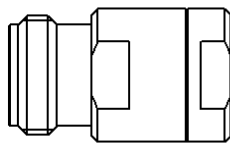
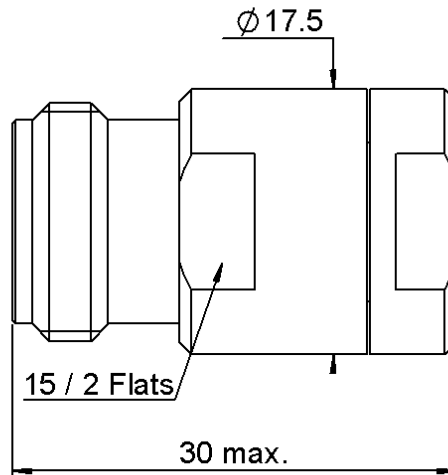
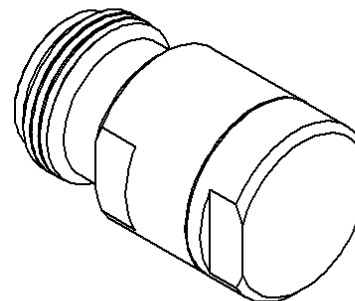


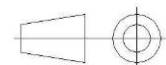
PAGE 1/2	ISSUE 24-02-15A	SERIES <b>TERMINATION</b>	PART NUMBER <b>R404355150</b>
----------	-----------------	------------------------------	-------------------------------



Scale 1:1



All dimensions are in mm.



COMPONENTS	MATERIALS	PLATING ( $\mu\text{m}$ )
Body	<b>STAINLESS STEEL</b>	<b>PASSIVATED</b>
Center contact	<b>BERYLLIUM COPPER</b>	<b>GOLD OVER NICKEL</b>
Outer contact	-	-
Insulator	<b>PTFE</b>	
Gasket	-	
Substrate	<b>ALUMINA CERAMIC</b>	
Resistor	<b>THIN FILM</b>	
Others parts	-	-

PAGE 2/2	ISSUE <b>24-02-15A</b>	SERIES <b>TERMINATION</b>	PART NUMBER <b>R404355150</b>
----------	------------------------	------------------------------	-------------------------------

**ELECTRICAL CHARACTERISTICS**

Frequency (GHz)	<b>DC-16</b>	<b>16-18</b>
V.S.W.R (≤)	<b>1.10</b>	<b>1.12</b>

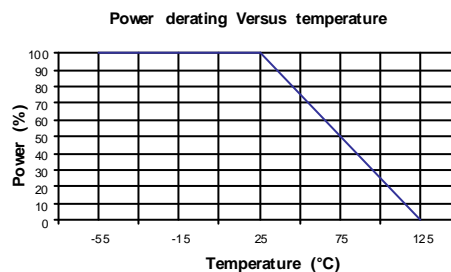
Operating Frequency Range	<b>DC-18</b>	GHz
Impedance	<b>50</b>	Ω
DC Resistance	<b>50</b>	Ω ± 5%
Peak power at 25°C (1μs, 1% <sub>0</sub> )	<b>50</b>	W
Average power at 25°C	<b>1</b>	W (Free Air Cooled)
		W (Conduction Cooled)

**MECHANICAL CHARACTERISTICS**

Connectors	<b>N</b>	<b>Female</b>	<b>MIL C 39012</b>
Weight	<b>41,3600 g</b>		

**ENVIRONMENTAL CHARACTERISTICS**

Operating temperature range	<b>-55/+125</b>	°C
Storage temperature range	<b>-55/+125</b>	°C



**SPECIFICATION**

**OTHER CHARACTERISTICS**