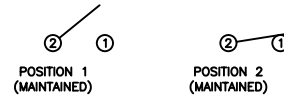


**SCHEMATIC**



**SPECIFICATIONS**

**FUNCTION:**  
1P1T OFF-ON

**RATINGS:**  
ANSI/UL 1054:  
20A 125VAC [cURus]  
16A 250VAC [cURus]  
1/3HP 125/250VAC [cURus]  
3/4HP 125/250VAC [cURus]

EN 61058-1:2002 and DIN/VDE 0630:2003-03 (40017440):  
16(4)A 250V~ 1E4 μ T85/55 [ENEC10, VDE]  
20(8)A 250V~ 1E4 μ T125/55 [ENEC10, VDE]  
10(2)A 250V~ 5E4 μ T85/55 [ENEC10, VDE]

**CONTACT RESISTANCE:**  
Initial: 20mΩ Max.

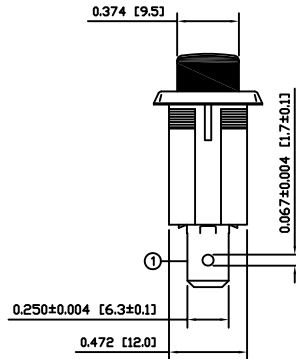
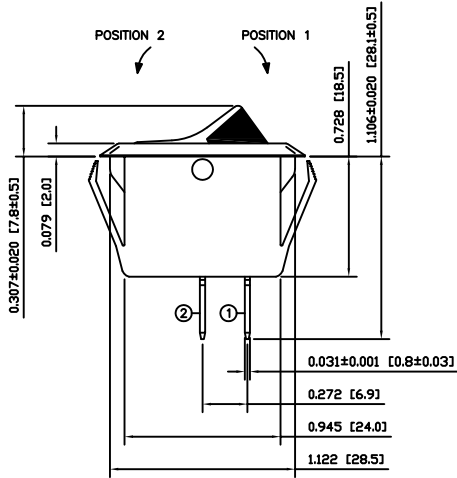
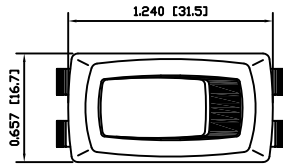
**INSULATION RESISTANCE:**  
100MΩ Min. at 500VDC

**DIELECTRIC STRENGTH:**  
1,000VAC for 1 Minute

**ELECTRICAL LIFE:**  
6,000 Cycles [cURus]  
10,000 Cycles [ENEC10, VDE: 16(4)A 250V~]  
50,000 Cycles [ENEC10, VDE: 10(2)A 250V~]

**TEMPERATURE:**  
Operating: -20°C to 105°C [cURus]  
Operating: 0°C to 85°C [ENEC10, VDE: 16(4)A 250V~]  
Operating: 0°C to 125°C [ENEC10, VDE: 20(8)A 250V~]

**APPROVALS:**



**COLORS AND MARKINGS**

**BODY:**  
Black

**ACTUATOR:**  
Black/Red

**MARKINGS:**  
None

**MARKING COLOR:**  
None

**MATERIALS**

**BODY:**  
Polyamide 6/6 (PA66), UL94 V-2

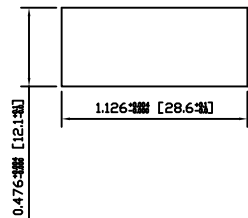
**ACTUATOR:**  
Polyamide 6/6 (PA66), UL94 V-2

**SPRING:**  
Steel

**CONTACTS:**  
Silver Plated Copper

**TERMINALS:**  
Silver Plated Copper  
Silver Plated Brass

**SUGGESTED PANEL CUTOUT**



ACTUATOR	A	09/08/13	CAB
BODY	B	10/05/10	CAB
COLORS	A	09/08/13	CAB
MATERIALS	A	09/08/13	CAB
SPECIFICATIONS	B	10/01/27	CAB
REFERENCE	REV.	DATE	BY

THE INFORMATION CONTAINED IN THIS DOCUMENT IS PROPRIETARY TO E-SWITCH AND IS NOT TO BE COPIED OR TRANSFERRED

C	UPDATED RATING ADDING 1/3HP 125/250VAC	23174	01/19/18	MJR
B	IMPROVED UL TEMPERATURE RATING TO 105°C	19855	02/04/11	CAB
A	INITIAL RELEASE	18831	02/17/10	CAB
REV.	DESCRIPTION	PCR	DATE	DRAWN BY

DIMENSIONS	
INCHES [MILLIMETERS]	
GENERAL TOLERANCES	
±0.008 [±0.2] / ±1'	
SCALE	PROJECTION
DRAWING NOT TO SCALE	1st Angle

<p><b>RSC441D1A00</b></p>			
ITEM NUMBER	DATE	REVISION	
14-RSC441D1A00	FEBRUARY 17, 2010	C	