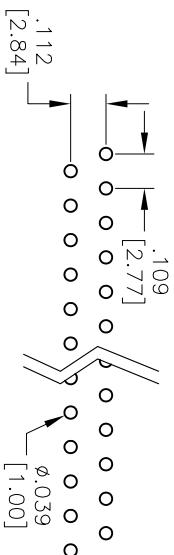
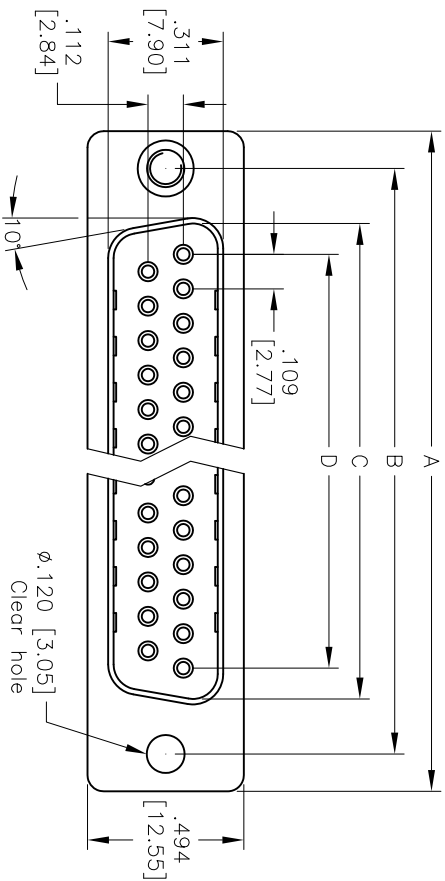


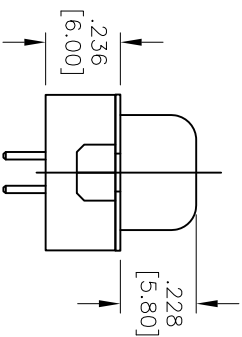
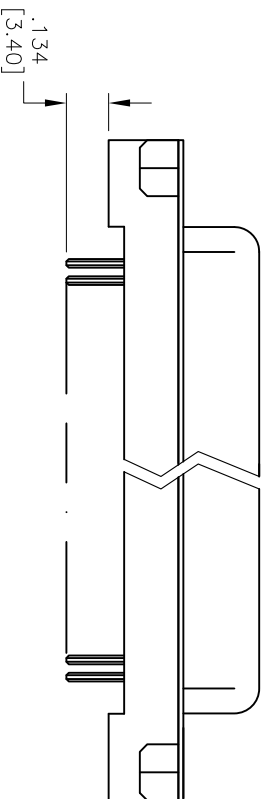
APPROVED: _____

DATE: _____ TITLE: _____

Rev	AWO #	Description	Date	Appr
-		RELEASED	4/18/05	
A		REDRAW	9/14/11	



Recommended PCB Layout



SPECIFICATIONS:

- Material: Insulator: PBT, glass reinforced, rated UL 94V-0
- Insulator color: Black
- Contact: Copper ally
- Nut: Brass, Nickel plated
- Shell: SPCC
- Screwlock: Brass, Nickel plated
- Plating: Gold flash over Nickel underplate overall
- Electrical: Operating voltage: 250 VAC max
- Current rating: 1 Amps max
- Contact resistance: 20 mohms max
- Insulation resistance: 1,000 Mohms min
- Dielectric withstanding voltage: 1,000 VAC for 1 minute
- Temperature Rating: Operating temperature: -65°C to +125°C
- Environmental: Lead free, RoHS compliant

DXXX CONTACTS	DIMENSIONS			
	A	B	C	D
DE09	1.213 [30.81]	.984 [24.99]	.643 [16.33]	.436 [11.08]
DA15	1.541 [39.14]	1.312 [33.32]	.971 [24.66]	.763 [19.39]
DB25	2.088 [53.04]	1.852 [47.04]	1.511 [38.38]	1.309 [33.24]
DC37	2.729 [69.32]	2.500 [63.50]	2.159 [54.84]	1.963 [49.86]

ADAM TECH

909 Rahway Avenue, Union, NJ 07083
Phone: 908-687-5000 Fax: 908-687-5710

TITLE: D-SUB SOCKET, FLUSH MOUNT
STRAIGHT PCB TAIL

UNLESS OTHERWISE SPECIFIED ALL DIMENSIONS ARE INCHES [MM]		TOLERANCES: EXCEPT AS NOTED	
.X	± .10	ØX	± .10
.XX	± .020	ØXX	± .015
.XXX	± .015	ØXXX	± .010
APPROVALS	DATE	SIZE	PART NO.
DRAWN	SS	4/18/05	DXXX-SA-M1
CHECKED		X	
APPROVED		REF: S0087T	SCALE: NTS
			SHEET 1 OF 1

