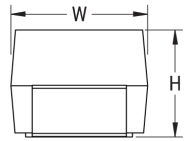
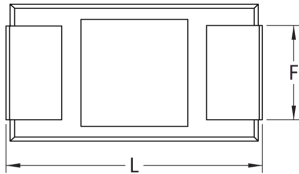
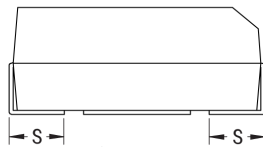


### BOTTOM VIEW



CATHODE (-) END VIEW



SIDE VIEW

Click [here](#) for the 3D model.

### Dimensions

L	24.5mm +/-0.5mm
W	8.5mm +/-0.5mm
H	9.1mm +/-0.5mm
S	3mm +/-0.3mm
F	4.2mm +/-0.5mm

### Packaging Specifications

Packaging	Bulk, Box
Packaging Quantity	100

### General Information

Series	T555
Dielectric	Polymer Tantalum
Style	SMD Chip
RoHS	No
Prop 65	<b>⚠ WARNING:</b> Cancer and reproductive harm - <a href="http://www.p65warnings.ca.gov">http://www.p65warnings.ca.gov</a>
SCIP Number	fa70b84a-ebdb-4f97-bf07-19fe562c6755
Termination	Solder Coated
AEC-Q200	No
Component Weight	5.54 g
Shelf Life	156 Weeks

### Specifications

Capacitance	40 uF
Capacitance Tolerance	10%
Voltage DC	30 VDC, 23.4 VDC (105°C), 34.5 VDC (85°C)
Temperature Range	-55/+105°C
Life	2000 Hrs
Dissipation Factor	5% (120Hz 25C)
Failure Rate	N/A
Resistance	170 mOhm (100kHz 25C)
Ripple Current	1275 mAmps (40kHz 85C)
Leakage Current	9 uA (5min 25°C)
Testing and Reliability	25C +/-5C, 10 cycles, after constant voltage conditioning (KEMET standard)