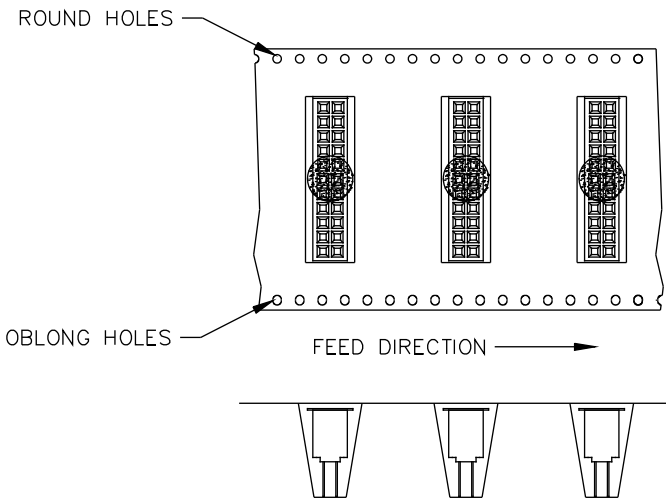


DIMENSIONS ARE IN INCHES		UNLESS OTHERWISE NOTED	TOLERANCES ARE:
ONE PLACE DECIMALS ±.1 [3]	THREE PLACE DECIMALS ±.005 [.13]	ANGLES ± 2°	
TWO PLACE DECIMALS ±.01 [.3]	FOUR PLACE DECIMALS ±.0020 [.051]		

TITLE: .050 X .050  
CUTTABLE SOCKET STRIP  
DOUBLE ROW ASSEMBLY

DWG NO: SFMC-1XX-XX-XX-D-XX  
SHEET 2 OF 2



-TR TAPE AND REEL THROUGH HOLE  
SCALE: .5x

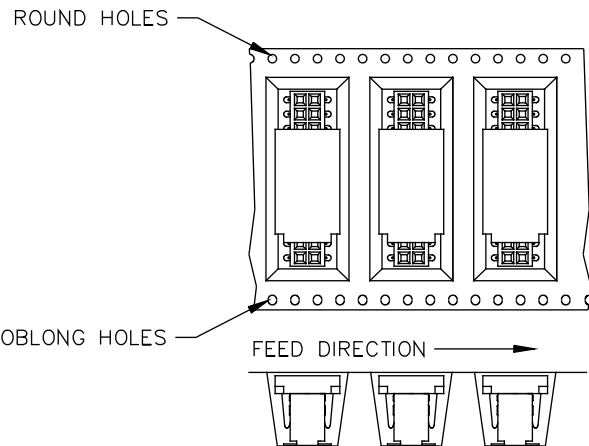
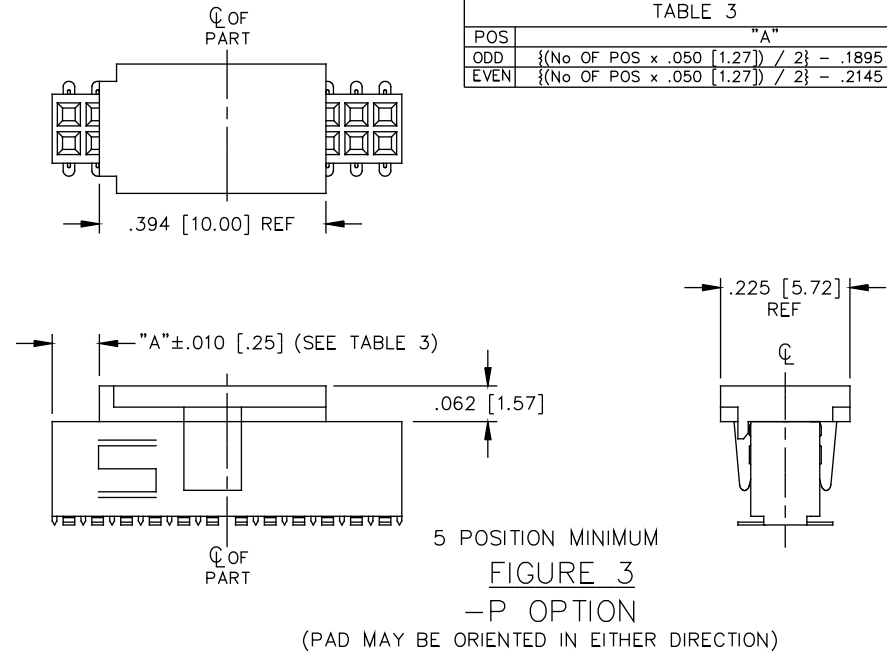


FIG 4  
-TR TAPE AND REEL SURFACE MOUNT  
SCALE: .5x

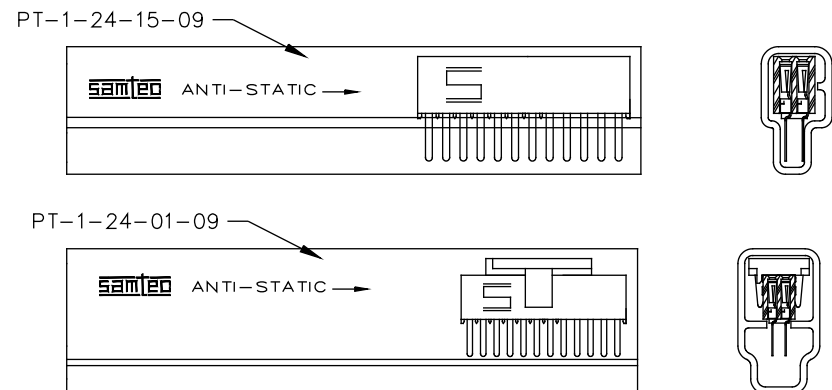
\* PROPRIETARY NOTE \*

THIS DOCUMENT CONTAINS CONFIDENTIAL AND PROPRIETARY INFORMATION AND ALL DESIGN, MANUFACTURING, REPRODUCTION, USE, PATENT RIGHTS AND SALES RIGHTS ARE EXPRESSLY RESERVED BY SAMTEC, INC. THIS DOCUMENT SHALL NOT BE DISCLOSED, IN WHOLE OR PART, TO ANY UNAUTHORIZED PERSON OR ENTITY NOR REPRODUCED, TRANSFERRED OR INCORPORATED IN ANY OTHER PROJECT IN ANY MANNER WITHOUT THE EXPRESS WRITTEN CONSENT OF SAMTEC, INC.

TABLE 3	
POS	"A"
ODD	{(No OF POS x .050 [1.27]) / 2} - .1895 [4.813]
EVEN	{(No OF POS x .050 [1.27]) / 2} - .2145 [5.448]



PACKAGE PARTS IN TUBE AS SHOWN



NOTES:  
1. MIXED PIN ORIENTATION ACCEPTABLE

EXISPROD\ASSEMBLY\050  
SFMCASM2

**samtec**

520 PARK EAST BLVD. NEW ALBANY, INDIANA 47150  
PHONE (812) 944-6733 P.O. BOX 1147  
CODE 55322

MADE BY: BRATCHER 10-5-94

SFMC-1XX-XX-XX-D-XX  
SHEET 2 OF 2